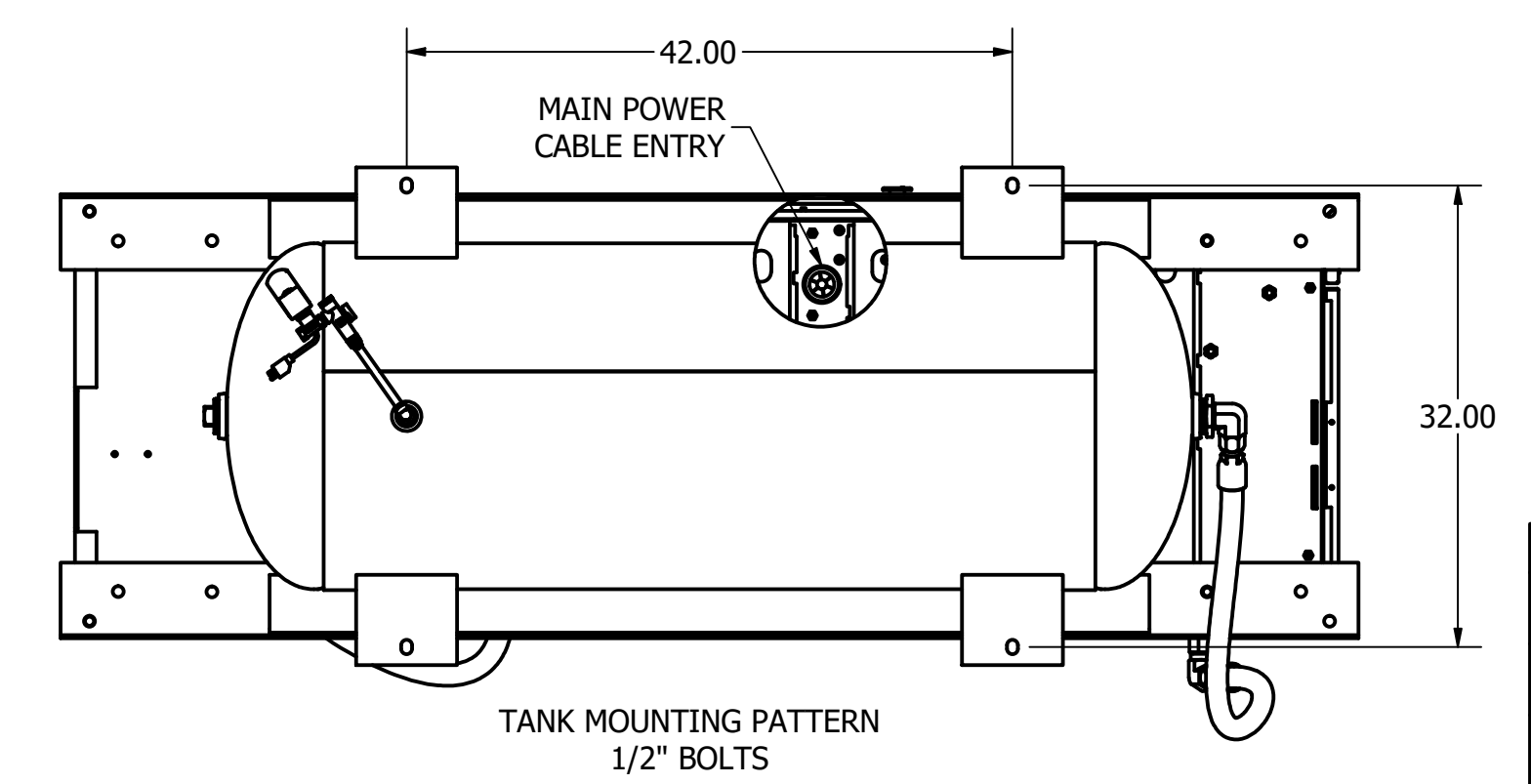
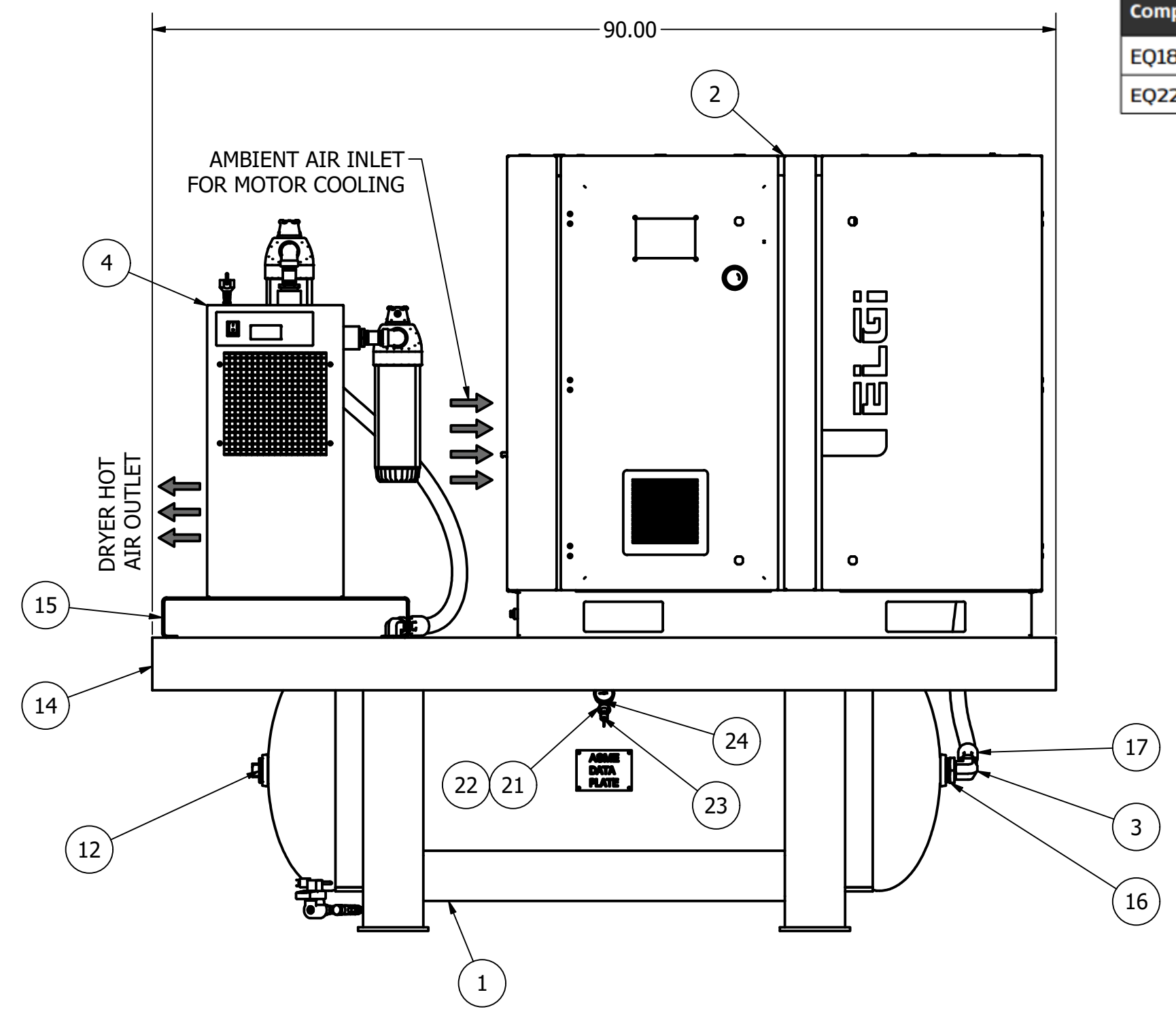
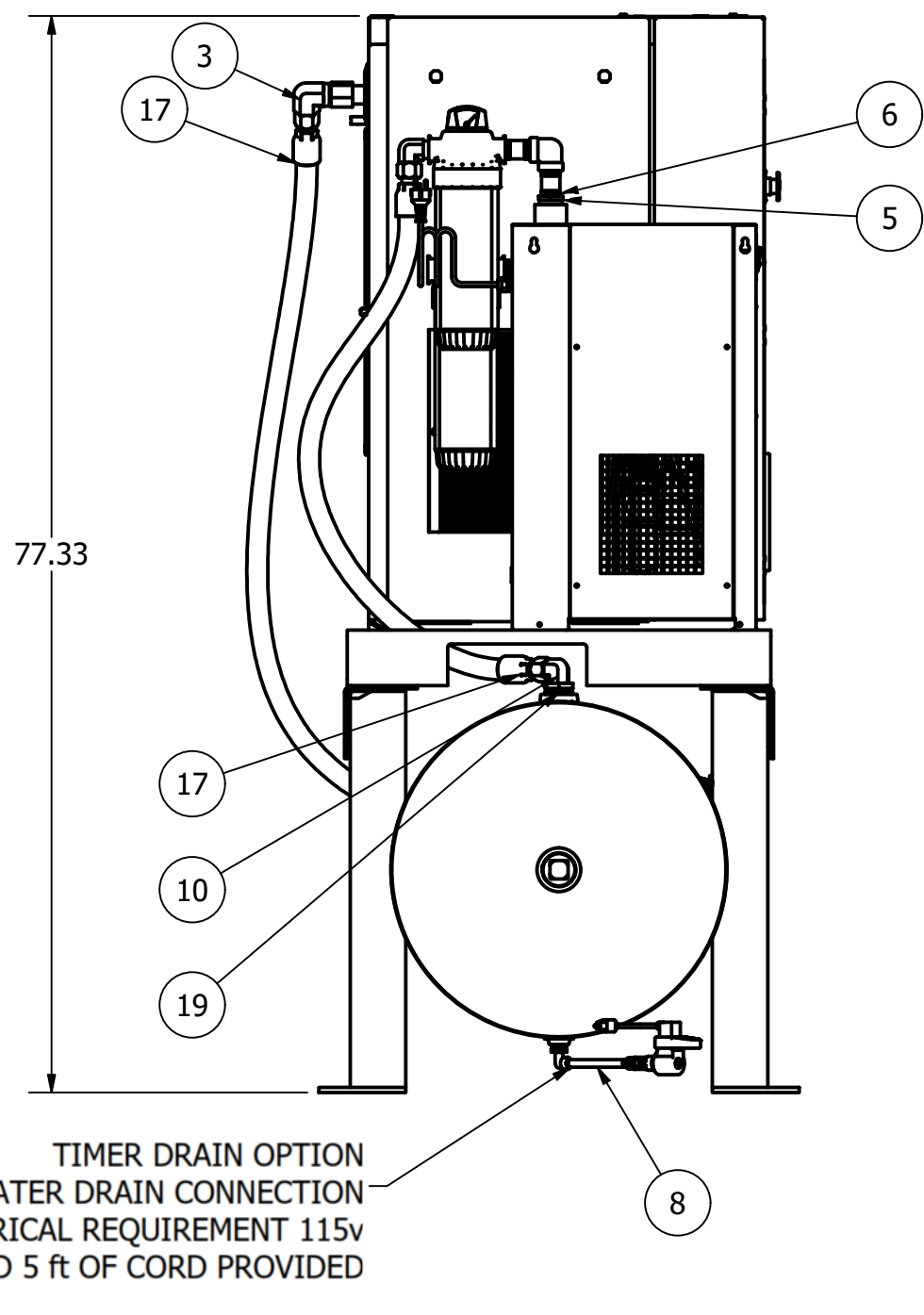
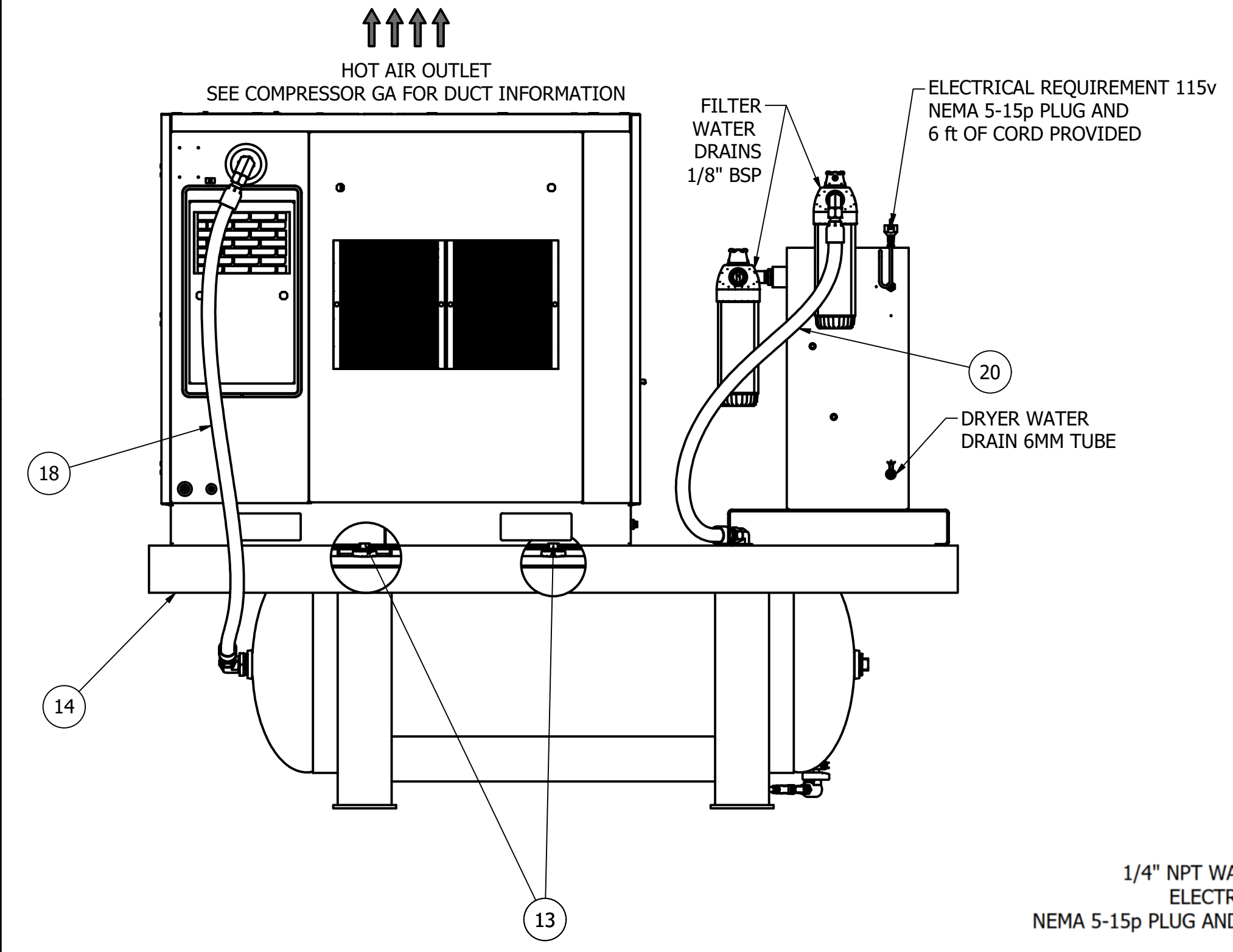


PARTS LIST			
ITEM	QTY	PART NUMBER	DESCRIPTION
1	1	TANK-120H-EN73D	120 GALLON TANK DUPLEX
2	1	EV F2 Phase2-015325002-11-15kW	ELGI EV Compressor
3	2	15-01-051	Elbow, 90 deg, Parker, 16_DTX-S
4	1	EGRD100-150 Dryer	Elgi Refrigeration Dryer
5	2	15-03-190	1.25 x 1 Bushing Plated Stl
6	4	14-13-183	Nipple StSt 1 x 3
7	2	15-03-005	Elbow, StSt, 1" NPT
8	1	ASM-120T-DRAIN	
9	1	AF 0132P	Pre Filter 132 CFM Flow
10	2	15-01-050	Elbow, 90 deg, Parker, 16_CTX-S
11	1	AF 0132F	Final Filter 132 CFM Flow
12	1	15-03-308	SS 2" Squarehead Plug
13	2	15-03-307	Plug StSt 1.5 NPT
14	2	ELGI Tank Rails With Proposed Hole Patterns	
15	1	dryer base modified	EV11-EV22 Dryer Mount Base
16	1	15-03-192	Bush St St 2" x 1"
17	4	10643-16-16_PART1	
18	1	Hose-Compressor-Tank_120T-G	
19	1	15-03-191	Bushing St St 1-1/2 x 1
20	1	Hose-Dryer-Tank_120T-G	
21	1	15-03-061	Fitting, Tee SS 1/4"
22	1	14-13-001	Nipple StSt .25 x Cls
23	1	13-06-022	1/4" NPT 200PSI Safety Valve
24	1	517-22-0155	Pressure guage 0-200PSI 1/4NPT

Compressor Model	Ref. Dryer	Filter Models
EQ18	EGRD150	AF-0177P & AF-0177F
EQ22	EGRD175	AF-0177P & AF-0177F



- NOTES:**
- MINIMAL 36" CLEARANCE REQUIRED IN FRONT OF CONTROL PANEL FOR MAINTENANCE AND VENTILATION. ALL OTHER SIDES 24" MINIMUM. 72" ABOVE THE UNIT
  - WEIGHT = XXXX lbs.

MODEL :		<b>ELGI</b> ELGI Compressor USA, Inc. Charlotte, NC	
MATERIAL :		GENERAL ASSEMBLY EQ18-EQ22 TANK MOUNT REFRIGERATED DRYER 120 GALLON (G)	
WEIGHT : N/A		REF. DRG. No. NEXT ASSY.	
CAD	NAME	DATE	SCALE
CHECKED		04-04-2024	DRG. No. EQ18-EQ22-XXX-120T-G
APPROVED			DRG. SHEET 1 OF 1 REVISION

ALL DIMENSIONS ARE IN INCHES UNLESS OTHERWISE SPECIFIED  
 All information contained in this document is CONFIDENTIAL  
 Reproduction of these in any form should only be done  
 with the specific permission of the company.