



## DRYPOINT® RX/RA

the most economical way to dry compressed air



# DRYPOINT® RX/RA Refrigeration Dryers



## Proprietary Heat Exchanger

The all aluminum unique profile allows for minimal pressure drop, counter flow technology, and includes a 5-year warranty.



## Energy Efficiency

Oversized condensers paired with compressors that are optimized for the refrigerant circuit maximize energy savings.



## Dew Point Stability

We use a patented hot gas by-pass valve specifically designed for refrigerant drying that enables a stable dew point to be maintained.



## Ease of Use

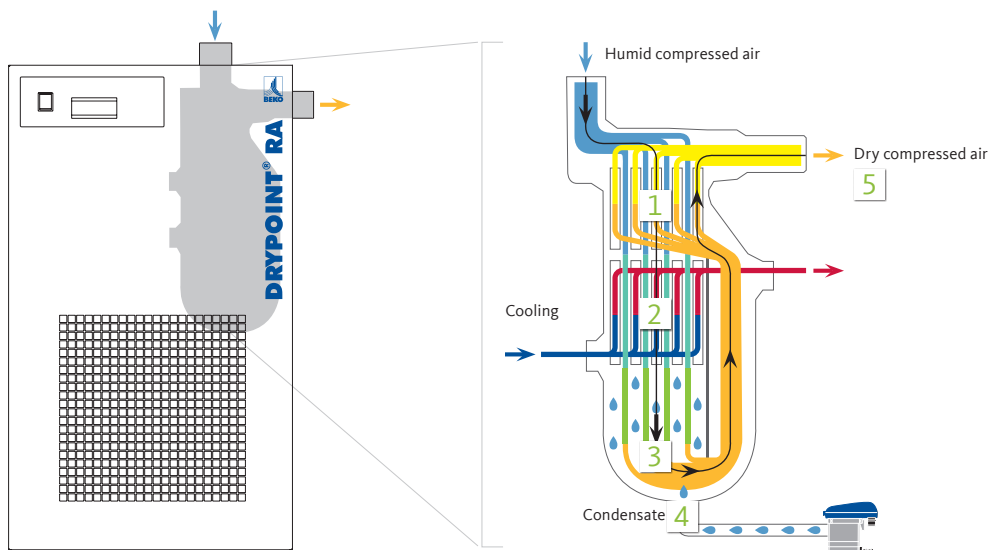
With modern controller technology, and high performance components, DRYPOINT RX/RA dryers are a breeze to use and simple to maintain.



## BEKOMAT® Inside

With an integrated BEKOMAT as standard, you can rely on the global leader in condensate technology that is more trusted than any other brand.

## How it Works



Click or scan to watch on



YouTube

1. Saturated, warm compressed air is pre-cooled in the air-to-air heat exchanger.
2. The compressed air is cooled in the air-to-refrigerant heat exchanger to the required pressure dew point.
3. Re-entrainment of separated water droplets is reliably prevented by the very large condensate collection chamber and reduced velocity.
4. Accumulated condensate is discharged from the dryer via a true zero air loss, level-controlled BEKOMAT® condensate drain.
5. The cold and dried compressed air leaves the DRYPOINT® RX/RA through an air-to-air heat exchanger, reducing the relative humidity and recovering the cooling capacity by up to 60%.

# DRYPOINT® RX/RA Refrigeration Dryers

Refrigerant air dryers are commonly found in the majority of general industrial plant air applications. They offer users the best price-to-performance ratio in comparison to the compressed air quality produced. While the treated air may not be as dry as can be achieved with desiccant or membrane dryer technologies like DRYPOINT® X and DRYPOINT® M, the dry outlet air from refrigerant dryers is more than acceptable for the majority of applications.

## Compare



RAc Line

Economy Non-cycling Series



RX Line

Premium Non-cycling Series



RAx Line

Premium Non-cycling Series



RA HT Line

High Temperature Series



RS HP Line

High Pressure Series

### Flow Rates

10 - 480 scfm	10 - 1,750 scfm	2000 - 10,000 scfm	20 - 350 scfm	15 - 3,500 scfm
---------------	-----------------	--------------------	---------------	-----------------

### Maximum Inlet Air Temperature

130 °F	160 °F	160 °F	210 °F	160 °F
--------	--------	--------	--------	--------

### Maximum Inlet Operating Pressure

10 - 50: 232 psig 75 - 480: 200 psig	232 psig	200 psig	20 - 50: 232 psig 75 - 350: 200 psig	15 - 550: 725 psig 700 - 3,500: 650 psig
---	----------	----------	---	---

### Standard Outlet Pressure Dew Point | ISO 8573-1:2010 Air Quality Class

≤ 37-45 °F   Class 4-5	≤ 37-45 °F   Class 4-5	≤ 37-45 °F   Class 4-5	≤ 45-50 °F   Class 5-6	≤ 37-45 °F   Class 4-5
------------------------	------------------------	------------------------	------------------------	------------------------

### Standard Condensate Drain | Optional

Timer Solenoid   BEKOMAT®	BEKOMAT®	BEKOMAT®	Timer Solenoid   BEKOMAT®	Timer Solenoid   BEKOMAT®
---------------------------	----------	----------	---------------------------	---------------------------

### Available Options

3-valve bypass, Cover3More Extended Warranty	Water-cooled, Sea-water cooled, 3-valve bypass, Water ingress protection, Anti-corrosion treatment, Cover3More Extended Warranty	Water-cooled, Sea-water cooled, 3-valve bypass, Water ingress protection, Anti-corrosion treatment, Cover3More Extended Warranty	Anti-corrosion treatment, Cover3More Extended Warranty	Anti-corrosion treatment, Cover3More Extended Warranty
--	--	--	--	--

## Product Family



Non-cycling refrigeration dryers



High temperature refrigeration dryers



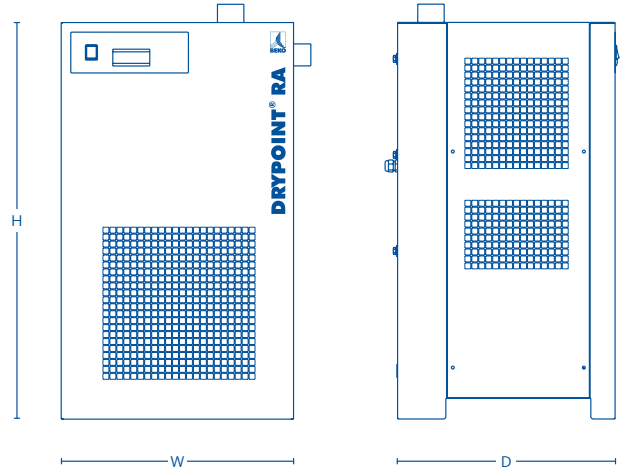
High pressure refrigeration dryers



## DRYPOINT® RAc Compact Refrigeration Dryers

economically priced with BEKOMAT® or with timer drain

- › Required pre-filtration: 1 µm | Recommended post-filtration: .01 µm
- › UL / CSA certified
- › Outlet pressure dew point: Class 4-5 in accordance with ISO 8573-1:2010
- › Max. inlet air temperature: 130 °F
- › Min. / max. ambient temperature: 34 °F / 115 °F
- › Max. inlet pressure: RAc 10 - 50: 232 psig | RAc 75 - 480: 200 psig



DRYPOINT® RAc	RAc 10	RAc 15	RAc 20	RAc 35	RAc 50	RAc 75	RAc 100
Connection Size (NPT)	½"	½"	½"	½"	½"	1"	1¼"
Flow Rate (scfm)	10	15	20	35	50	75	100
Pressure Drop (psid)	1.9	4.4	.60	1.30	2.20	2.60	2.20
Operating Voltage	115 V / 1 Ph	115 V / 1 Ph	115 V / 1 Ph	115 V / 1 Ph	115 V / 1 Ph	115 V / 1 Ph	115 V / 1 Ph
Power Consumption - Load (kW)	.19	.20	.21	.29	.30	.45	.70

### Dimensions and Weight

H x W x D (inches)	19 x 15 x 20	19 x 15 x 20	19 x 15 x 20	19 x 15 x 20	19 x 15 x 20	29 x 14 x 17	29 x 14 x 18
Weight (lbs)	57	60	62	62	68	84	86

DRYPOINT® RAc	RAc 125	RAc 150	RAc 175	RAc 220	RAc 300	RAc 375	RAc 480
Connection Size (NPT)	1¼"	1¼"	1½"	1½"	2"	2"	2½"
Flow Rate (scfm)	125	150	175	220	300	375	480
Pressure Drop (psid)	3.50	4.90	2.80	3.60	2.00	2.90	2.20
Operating Voltage	115 V / 1 Ph	115 V / 1 Ph	230 V / 1 Ph	230 V / 1 Ph	230 V / 1 Ph	230 V / 1 Ph	230 V / 1 Ph
Power Consumption - Load (kW)	1.00	1.05	1.20	1.25	1.50	2.20	2.30

### Dimensions and Weight

H x W x D (inches)	29 x 14 x 18	32 x 19 x 18	35 x 22 x 23	35 x 22 x 23	38 x 22 x 25	38 x 22 x 25	44 x 26 x 29
Weight (lbs)	88	90	119	123	207	212	317

## Correction Factors

Operating Pressure psig	60	80	100	120	140	160	180	200
Correction Factor	.79	.91	1.00	1.07	1.13	1.18	1.23	1.27

Ambient Air Temperature °F	80	90	100	110	115
Correction Factor	1.10	1.07	1.00	.83	.70

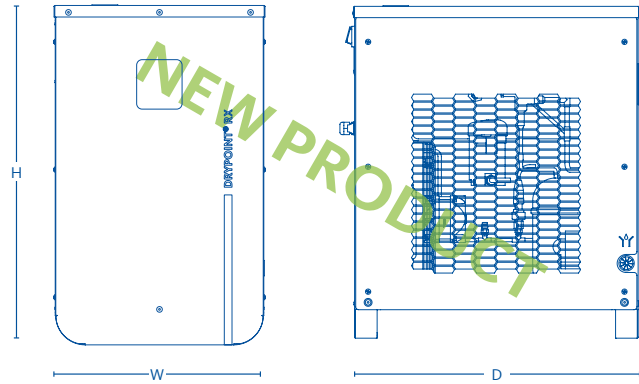
Inlet Air Temperature °F	90	100	110	120	130
Correction Factor	1.11	1.00	.80	.65	.53



## DRYPOINT® RX Premium Refrigeration Dryers

equipped with all **NEW** premium features including BEKOMAT® as standard

- › Required pre-filtration: 1 µm | Recommended post-filtration: .01 µm
- › UL / CSA certified control panel
- › RX 10 – 200 115V UL/CSA certified
- › RX 125 – 450 230V UL/CSA certified
- › RX 250 – 550 460V UL/CSA control panel
- › **NEW** intuitive controller
- › **NEW** improved and proprietary heat exchanger
- › **NEW** externally protected micro-channel condenser
- › MODBUS ready
- › Outlet pressure dew point: Class 4-5 in accordance with ISO 8573-1:2010
- › Max. inlet air temperature: 160 °F
- › Min. / max. ambient temperature: 34 °F / 120 °F
- › Max. inlet pressure: 232 psig



DRYPOINT® RX	RX 10	RX 20	RX 30	RX 50	RX 60	RX 70	RX 100	RX 125
Connection Size (NPT)	½"	½"	½"	½"	1"	1"	1¼"	1¼"
Flow Rate (scfm)	10	20	30	50	60	70	100	125
Power Consumption - Load (kW)	.18	.28	.28	.36	.61	.64	.95	.95

### Dimensions and Weight

H x W x D (inches)	23 x 14 x 19	23 x 14 x 19	23 x 14 x 19	23 x 14 x 19	23 x 14 x 19	27 x 17 x 24	27 x 17 x 24	27 x 17 x 24
Weight (lbs)	60	60	71	77	82	106	108	110

DRYPOINT® RX	RX 150	RX 200	RX 250	RX 300	RX 350	RX 450	RX 550
Connection Size (NPT)	1¼"	1¼"	1½"	1½"	2"	2"	2½"
Flow Rate (scfm)	150	200	250	300	350	450	550
Power Consumption - Load (kW)	0.96	0.96	1.30	1.60	1.60	2.60	3.00

### Dimensions and Weight

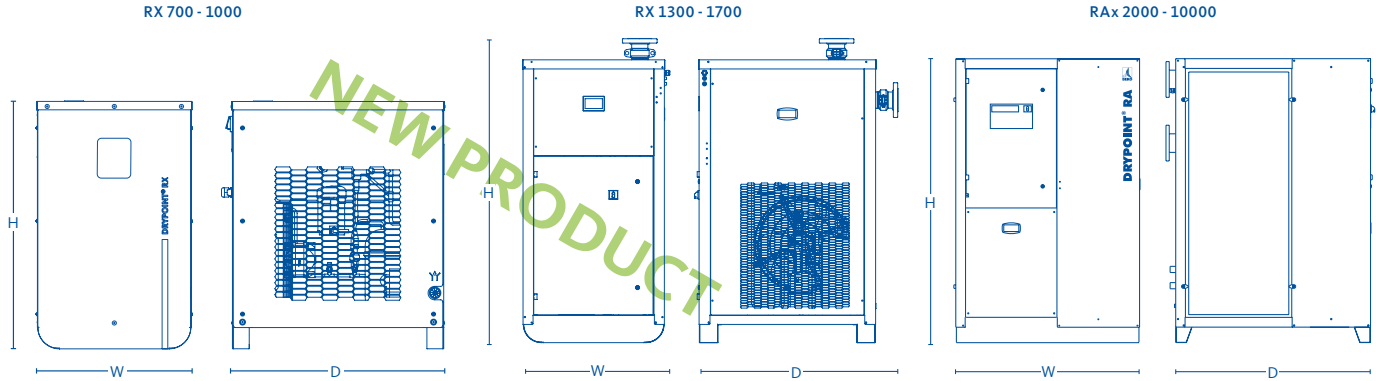
H x W x D (inches)	27 x 17 x 24	45 x 24 x 30	45 x 24 x 30	45 x 24 x 30	45 x 24 x 30	45 x 24 x 30	61 x 30 x 38
Weight (lbs)	110	174	179	194	220	243	414

## Correction Factors

Operating Pressure psig	60	80	100	120	140	160	180	200
Correction Factor	.79	.91	1.00	1.07	1.13	1.18	1.23	1.27

Inlet Air Temperature °F	90	100	110	120	130	140	150	160
Correction Factor	1.16	1.00	.82	.68	.61	.52	.45	.40

**DRYPOINT® RX and RAx Premium Refrigeration Dryers**  
 equipped with all **NEW** premium features including BEKOMAT® as standard



DRYPOINT® RX	RX 700	RX 800	RX 1000	RX 1300	RX 1500	RX 1700	RAx 2000	RAx 2500
Connection Size (ANSI)	2½"	3" Flange	3" Flange	3" Flange	4" Flange	4" Flange	4" Flange	4" Flange
Flow Rate (scfm)	700	800	1000	1300	1500	1700	2000	2500
Power Consumption - Load (kW)	4.40	4.60	4.80	6.40	7.80	8.60	8.60	9.80

**Dimensions and Weight**

H x W x D (inches)	61 x 30 x 38	61 x 30 x 38	61 x 30 x 38	65 x 38 x 40	65 x 38 x 40	65 x 38 x 40	69 x 45 x 47	69 x 45 x 47
Weight (lbs)	454	492	492	672	761	851	1,190	1,349

DRYPOINT® RAx	RAx 3000	RAx 4000	RAx 5000	RAx 6000	RAx 7500	RAx 8000	RAx 10000
Connection Size (ANSI)	6" Flange	8" Flange	8" Flange	8" Flange	8" Flange	10" Flange	10" Flange
Flow Rate (scfm)	3000	4000	5000	6000	7500	8000	10000
Power Consumption - Load (kW)	12.20	15.70	23.50	25.50	27.10	35.00	40.70

**Dimensions and Weight**

H x W x D (inches)	71 x 51 x 69	74 x 55 x 87	74 x 55 x 87	96 x 61 x 85	96 x 61 x 85	96 x 61 x 107	96 x 61 x 107
Weight (lbs)	1,830	2,330	2,650	3,640	4,030	4,730	5,390

**Correction Factors**

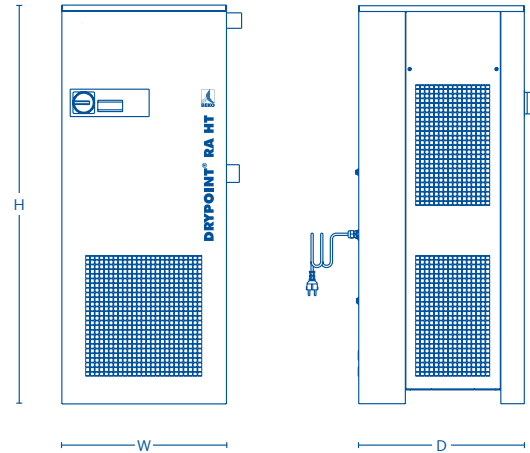
Operating Pressure psig	60	80	100	120	140	160	180	200
Correction Factor	.79	.91	1.00	1.07	1.13	1.18	1.23	1.27

Inlet Air Temperature °F	90	100	110	120	130	140	150	160
Correction Factor	1.16	1.00	.82	.68	.61	.52	.45	.40

## DRYPOINT® RA HT High Inlet Temperature Refrigeration Dryers

with integrated aftercooler and BEKOMAT® or timer drain

- › Integrated aftercooler
- › Pre-filter included
- › Recommended post-filtration: .01 µm
- › Outlet pressure dew point: Class 6 in accordance with ISO 8573-1:2010
- › Max. inlet air temperature: 210 °F
- › Min. / max. ambient temperature: 34 °F / 120 °F
- › Max. inlet pressure: 200 psig



DRYPOINT® RA HT	RA HT 20	RA HT 30	RA HT 40	RA HT 50	RA HT 75
Connection Size (NPT)	½"	½"	½"	½"	1"
Flow Rate at 45 °F Outlet PDP (scfm)	20	30	40	50	75
Pressure Drop (psid)	1.50	2.80	2.90	4.10	3.80
Power Consumption - Load (kW)	.21	.28	.31	.46	.77
Operating Voltage	115 V / 1 Ph	115 V / 1 Ph	115 V / 1 Ph	115 V / 1 Ph	115 V / 1 Ph

### Dimensions and Weight

H x W x D (inches)	25 x 17 x 16	25 x 17 x 16	25 x 17 x 16	25 x 17 x 16	45 x 16 x 18
Weight (lbs)	82	88	90	93	112

DRYPOINT® RA HT	RA HT 100	RA HT 150	RA HT 200	RA HT 250	RA HT 300	RA HT 350
Connection Size (NPT)	1½"	1½"	1½"	1½"	2"	2"
Flow Rate at 45 °F Outlet PDP (scfm)	100	150	200	250	300	350
Pressure Drop (psid)	3.00	5.00	3.30	5.10	4.10	4.50
Power Consumption - Load (kW)	.88	1.10	1.55	1.82	2.60	2.70
Operating Voltage	115 V / 1 Ph	115 V / 1 Ph	230 V / 1 Ph	230 V / 1 Ph	230 V / 1 Ph	230 V / 1 Ph

### Dimensions and Weight

H x W x D (inches)	52 x 20 x 20	52 x 20 x 20	55 x 22 x 23	55 x 22 x 23	59 x 28 x 31	59 x 28 x 31
Weight (lbs)	134	146	165	185	291	304

## Correction Factors

Operating Pressure psig	60	80	100	120	140	160	180	200
Correction Factor	.79	.91	1.00	1.07	1.13	1.18	1.23	1.27

Ambient Air Temperature °F	80	90	100	105	110	115	120
Correction Factor	1.22	1.11	1.00	.94	.89	.83	.78

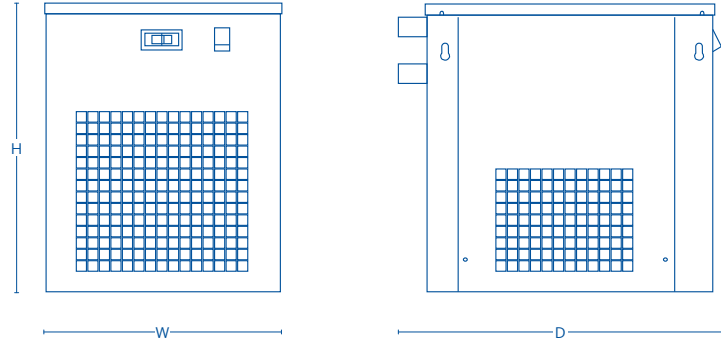
Inlet Air Temperature °F	140	160	170	180	195	210
Correction Factor	1.26	1.13	1.07	1.00	.90	.81



## DRYPOINT® RS HP High Pressure Refrigeration Dryers

stainless steel heat exchanger with BEKOMAT® or timer drain

- › Required pre-filtration: 1 µm | Recommended post-filtration: .01 µm
- › Outlet pressure dew point: Class 4-5 in accordance with ISO 8573-1:2010
- › Max. inlet air temperature: 150 °F
- › Min. / max. ambient temperature: 34 °F / 120 °F
- › Max. inlet pressure: RS HP 15-550: 725 psig | RS HP 700-3500: 650 psig



DRYPOINT® RS HP	RS HP 15	RS HP 30	RS HP 40	RS HP 50	RS HP 80	RS HP 100	RS HP 140	RS HP 180	RS HP 260
Connection Size (NPT)	3/8"	3/8"	3/8"	1/2"	1/2"	3/4"	3/4"	1"	1"
Flow Rate (scfm)	15	30	40	50	80	100	140	180	260
Pressure Drop (psid)	3.63	3.48	3.63	3.34	3.34	3.48	3.48	2.90	3.19
Operating Voltage	115 V / 1 Ph	115 V / 1 Ph	115 V / 1 Ph	115 V / 1 Ph	115 V / 1 Ph	115 V / 1 Ph	115 V / 1 Ph	115 V / 1 Ph	230 V / 1 Ph
Power Consumption - Load (kW)	.16	.22	.33	.41	.49	.86	.89	.94	1.18

**Dimensions and Weight**

H x W x D (inches)	19 x 15 x 20	19 x 15 x 20	19 x 15 x 20	29 x 14 x 17	29 x 14 x 17	33 x 19 x 18	33 x 19 x 18	34 x 23 x 23	34 x 23 x 23
Weight (lbs)	62	64	71	79	82	119	130	135	192

DRYPOINT® RS HP	Max. 650 psig										
	RS HP 350	RS HP 450	RS HP 550	RS HP 700	RS HP 900	RS HP 1300	RS HP 1400	RS HP 1700	RS HP 2300	RS HP 2900	RS HP 3500
Connection Size (NPT)	1"	1½"	1½"	2"	2"	2"	3" Flange	3" Flange	3" Flange	3" Flange	3" Flange
Flow Rate (scfm)	350	450	550	700	900	1300	1400	1700	2300	2900	3500
Pressure Drop (psid)	3.19	3.34	3.19	3.19	3.34	2.76	3.63	3.63	3.48	3.63	3.48
Operating Voltage	230 V / 1 Ph	230 V / 1 Ph	460 V / 3 Ph	460 V / 3 Ph	460 V / 3 Ph	460 V / 3 Ph	460 V / 3 Ph	460 V / 3 Ph	460 V / 3 Ph	460 V / 3 Ph	460 V / 3 Ph
Power Consumption Load (kW)	1.39	1.93	2.75	3.00	3.30	4.25	5.20	5.95	6.90	8.00	-
<b>Dimensions and Weight</b>											
H x W x D (inches)	34 x 23 x 23	44 x 26 x 29	44 x 26 x 29	58 x 31 x 40	58 x 31 x 40	58 x 31 x 40	64 x 45 x 48	64 x 45 x 48	64 x 45 x 48	64 x 45 x 48	-
Weight (lbs)	240	262	291	556	584	562	979	1,016	1,071	1,217	-

### Correction Factors

Operating Pressure psig	200	300	400	500	550	580	650	725
Correction Factor	.53	.71	.84	.94	.98	1.00	1.05	1.10

Ambient Air Temperature °F	80	90	100	105	110	115	120
Correction Factor	1.11	1.09	1.00	.94	.87	.78	.69

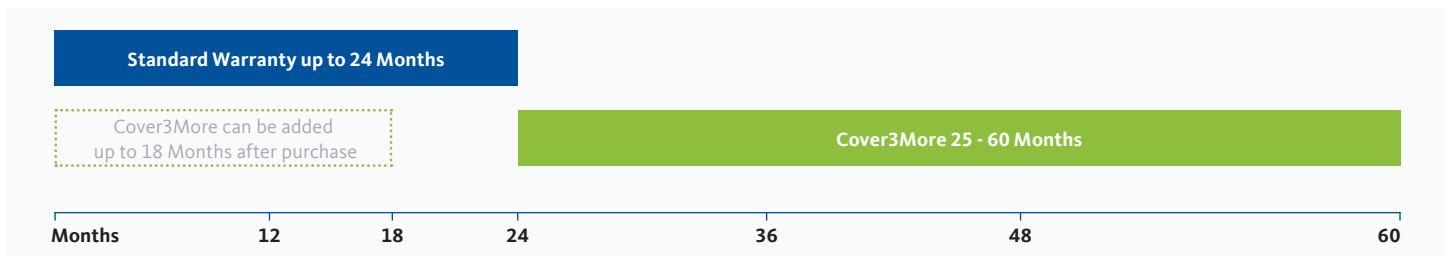
Inlet Air Temperature °F	90	100	110	120	130	140	150
Correction Factor	1.16	1.00	.82	.68	.61	.52	.45

The correction factors on this page provide an estimation of the performance that can be achieved with the model sizes shown. For precise sizing for your application, please contact your BEKO Technologies sales representative.

**+3**  
Years on all  
Products

ask your  
**sales  
representative**  
for complete details  
and extend your full  
warranty today

## At a Glance



### Cover3More is available on all our product lines

DRYPOINT® RX/RA	Refrigerant Air Dryers	BEKOMAT®	Zero Air Loss Drains
DRYPOINT® X / AC	Desiccant Air Dryers	QWIK-PURE®/ÖWAMAT®	Oil-water Separators
DRYPOINT® M	Membrane Air Dryers	METPOINT®	Instrumentation
CLEARPOINT®	Filters and Water Separators	BEKOKAT®	Hydrocarbon Removal Systems

## How it Works

1. Select the product or products that you wish to cover with the extended warranty.
2. Simply add 8% to the net price of each product or call your sales representative if you need help calculating your final net price.
3. Include this information as a line item with your purchase order or purchase the warranty extension up to 18-months post-sale.

**What we need from you:** It's not much. In fact, if you are purchasing the Cover3More extended warranty with a new equipment purchase, all you have to do is include a line item on your order indicating which items you wish you cover, and we will take care of the rest. If you happen to be adding coverage to a product you've already taken delivery of, then all we need is the company name and contact information of the original purchaser, the product model number of the product to be covered, serial number, and original purchase order number or BEKO Technologies invoice number, and we will apply coverage appropriately. **Please feel free to contact us at +1 (800) 235-6797 to get started.**

All maintenance procedures, including filter element changes, must be carried out in accordance with the manual in order to maintain any warranty.

## ■ Compare

---

**We give you more:** In addition to a robust, standard 2-year warranty on BEKO Technologies products, we offer our customers the option of extending the standard warranty even further with the **Cover3More** program – a low cost, all-encompassing, and simple warranty extension program.

- › Extends the standard factory warranty for an additional 3-years
- › May be purchased at any time up to 18-months post-sale
- › No hassle and easy to calculate without any hidden costs

**Reliability you can count on:** With the Cover3More extended warranty program, BEKO Technologies not only lengthens the standard warranty period by 3-years from the installation date, but also draws on the company's vast compressed air industry experience to quickly resolve any product problems you may experience in the least disruptive way possible, thereby keeping downtime to an absolute minimum. Should a repair be required, it will be handled by qualified, authorized personnel, and only original parts will be used.

---

**What's in the fine print:** The optional 36-month warranty extension (i.e. Cover3More) is a limited extended warranty that covers parts only from months 25-60.

However, all of the aforementioned installation, performance, and quality requirements must still be met in order to maintain extended warranty coverage. Failure to do so will render all warranties null and void.

The limited extended warranty coverage may be purchased and applied to any of the BEKO Technologies product lines included in the scope of the Cover3More extended warranty program from the original date of purchase from BEKO Technologies to 18-months thereafter.

Secure your future with a minimal investment. The **Cover3More** extended warranty program from BEKO Technologies ensures that your investment is covered for a total of 5-years at a nominal cost.

- › 2-year standard warranty covers parts and labor
- › 3-year extended warranty covers parts only, no parts restrictions
- › Significantly reduces your risk of having unexpected costs

Extended warranty coverage may not be purchased during the final 6-months of the standard warranty coverage, which are months 19-24 from the date of shipment or at BEKO Technologies' discretion, the date of installation.

The purchase price of the Cover3More limited extended warranty is not prorated and the current published purchase price is always applied.

Should the extended warranty coverage be purchased post-delivery or post-sale, then the serial number of all products to which the warranty shall be extended must be provided to BEKO Technologies at the time of purchase of the extended warranty.

Reliable | Efficient | Innovative

What can we do for you?



**BEKO TECHNOLOGIES CORP.**  
900 Great Southwest Pkwy SW  
Atlanta, GA 30336  
USA  
  
Phone +1 (404) 924-6900  
[www.bekousa.com](http://www.bekousa.com)

