

# 16 cfm Gas/Diesel Engine Compressor/Generator

**16 cfm @ 175 psi**  
**210 Amps Welding**  
**5000 Watts Generator**

## Features

- Access to compressor valves without compressor head removal
- Alternator on drive engine
- ASME tested powder coated steel tank
- Bearings on both ends of the crank shaft
- Centrifugal unloader
- Critical controls protected by compressor base plate
- Disk and spring valves
- Drive engine on left side for safety
- Fully enclosed belt guard
- Full saddle mounting feet instead of pegged mounting feet
- Heavy-duty air filter
- Heavy-duty two-stage solid cast iron pump
- Industrial-duty engine
- Needle bearings, and inserts on rods
- Pilot valve continuous operation
- Swedish steel valves
- Torrington needle bearings
- 2-grove B width drive pulley

## Generator Features

- 5000 Watt Generator
- 110/220 volt outlets
- 41 amps @ 120 volt
- 20 amps @ 240 volt

## Options

- Automatic tank drain
- Battery mounted and wired
- Tank discharge ball valve
- Filter Regulator



Model	HP	Tank	Drive engine	Length	Width	Height	Weight
C110GED33-GW	10	30 Gallon	Kohler Diesel	44	24	40	450 lbs
C130GEH33-GW	13	30 Gallon	Honda	44	24	40	450 lbs
C140GEC33-GW	14	30 Gallon	Kohler Gas	44	24	40	450 lbs

No Start Up Kit Required ■ Optional 5-year Pump Warranty Available

## Industrial Gold

Quality Air Compressors at a Great Price.

industrialgold.com ■ 1-800-531-9656 ■ Fax 972-352-6364

© Industrial Gold 2-2019



# 19 cfm Gas Engine Compressor/Generator/Welder



**19 cfm @ 175 psi**  
**5500 Watt Generator**  
**210 Amp Welder**

## Features


- Access to compressor valves without compressor head removal
- Alternator on drive engine
- ASME tested powder coated steel tank
- Bearings on both ends of the crank shaft
- Centrifugal unloader
- Critical controls protected by compressor base plate
- Disk and spring valves
- Drive engine on left side for safety
- Fully enclosed belt guard
- Full saddle mounting feet instead of pegged mounting feet
- Heavy-duty air filter
- Heavy-duty two-stage solid cast iron pump
- Industrial-duty engine
- Needle bearings, and inserts on rods
- Pilot valve continuous operation
- Swedish steel valves
- Torrington needle bearings
- 2-grove B width drive pulley
- Automatic tank drain
- Belt guard aftercooler
- On-board battery mounted and wired (No truck wiring needed)
- Vibration pads
- Freight pre-paid in the 48 states & southern Canada

## Generator/Welder Features

- 210 amp welder
- 5500 Watt generator
- 110/220 volt outlets
- 41 amps @ 120 volt
- 20 amps @ 240 volt



Air cooled after cooler Elite unit



Model	HP	Mount	Tank	Drive Engine	Length	Width	Height	Weight
<b>P140GEC8-WG</b>	13	Tank	8 Gallon Horizontal	Honda Electric Start	46	26	42	550
<b>P130GEH8-WG</b>	14	Tank	8 Gallon Horizontal	Honda Electric Start	46	26	42	550
<b>CI14GEC30-GWD</b>	13	Tank	30 Gallon Horizontal	Honda Electric Start	46	26	42	550
<b>CI13GEH30-GWD</b>	14	Tank	30 Gallon Horizontal	Kohler Electric Start	46	26	42	550

No Start Up Kit Required ■ Optional 5-year Pump Warranty Available

## Industrial Gold

Quality Air Compressors at a Great Price.

industrialgold.com ■ 1-800-531-9656 ■ Fax 972-352-6364

© Industrial Gold 2-2019

