

External Pneumatic Operated Large Volume Condensate Drain

# Robo-Drain RD13



A fully automatic, large volume, zero loss drain that requires no electricity.

Translucent reservoir for visual assurance of operation.

Ideal for Oil/Water Separators.

## Features

Huge 72 oz. capacity

Isolated trigger assembly

Heavy duty industrial drain

Horizontal low profile

Translucent reservoir

Non clogging, full port drain valve

Fully pneumatic

Automatic design

## Benefits

Designed for larger compressor installations

Reliable design – unaffected by contaminants

One unit works for multiple compressed air systems. Saves valuable air. Saves money

Fits in tight spots – can be mounted under equipment

Easy-to-see condensate level  
“Quick check”

Handles scale and rust without clogging

No electricity required

Operates on demand

# Model No. RD13

## Specifications

Inlets: (2) 3/4" NPT

Outlet: 1/2" NPT

Power: Clean, Dry Compressed Air  
80 to 130 PSI

Pressure: 0 to 250 PSI

Operating Temperature: 32° to 180° F.

Weight: 22 lbs.

Discharge: 72 ounces per cycle

Capacity: 6600 SCFM at aftercooler\*

\*Capacity may be more or less depending on application

## Materials

Reservoir: Aluminum and Composite

Valve: Bronze w/S.S. Ball and Stem

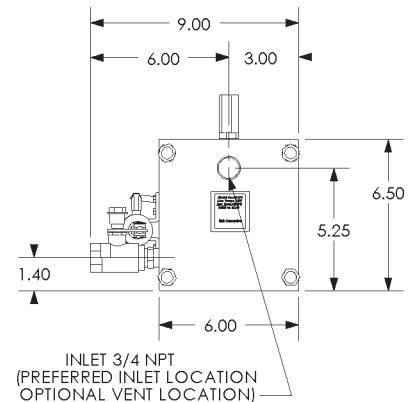
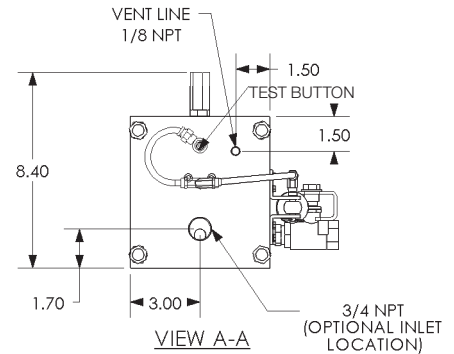
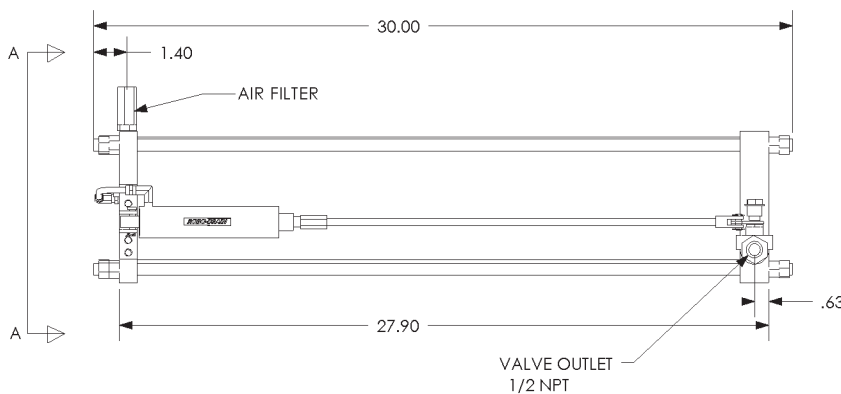
Float: Stainless Steel

Seat: Stainless Steel

Seal: Viton®\*

Consult factory for additional options

## Dimensions



### AIR SYSTEM PRODUCTS

51 Beach Ave.  
Lancaster, NY 14086  
Phone: 716.683.0435  
Fax: 716.683.7128  
Email: info@airsyspro.com  
www.airsyspro.com

## How It Works

Condensate enters the drain through one of two inlet connections. As condensate is collected and the translucent reservoir fills, a stainless steel float mechanism rises. When the condensate reaches a design level, the float mechanism actuates an isolated magnetic trigger assembly. The trigger assembly directs control air to the valve actuator, which in turn opens a full-port drain valve.

Condensate will then exit the unit. As the float drops, the trigger assembly closes the control air line and the valve actuator closes the ball valve. The drain is then returned to the collection mode.

All design specifications are subject to change without notice.  
\* Viton is a registered trademark of E. I. DU PONT DE NEMOURS & COMPANY CORPORATION.