

## Refrigerated Compressed Air Dryers

FLEX SERIES - ENERGY SAVING SOLUTION





Busan, South Korea Manufacturing Plant

## Sustainable Energy Saving Solutions

SPX FLOW is a place where innovation is constant, and the real world needs of our customers are understood. We transform market inspired ideas into actioned solutions enabling our global customers to meet their sustainability goals, and thrive in a complex, ever-changing marketplace.

Utilizing the latest advancements in heat transfer technology, FLEX Series refrigerated dryers offer an innovative approach to efficiently remove liquid contamination from compressed air.

### The FLEX Advantage

FLEX Series dryers are designed with 4-in-1 heat exchangers (patent pending) and a phase change material (PCM) encapsulated between the refrigeration and compressed air circuits, serving as a highly effective reservoir for thermal storage.

The PCM possesses high latent heat properties which enables it to melt or freeze at a constant temperature. The phase change material will absorb heat from warm, moisture laden compressed air without a significant rise in temperature.

The phase change material stays colder for longer periods of time, cycling the refrigerant compressor less often than conventional energy saving designs.



# Energy Saving Sustainability

The FLEX Series lowers air system power costs and improves productivity by matching power consumption to compressed air demand.

In a typical manufacturing facility, up to 30% of electricity consumed is for generating and treating compressed air. To reduce total cost of operation and qualify for utility company incentive programs, proper air treatment equipment selection and application is required.

## LOAD MATCHING PERFORMANCE

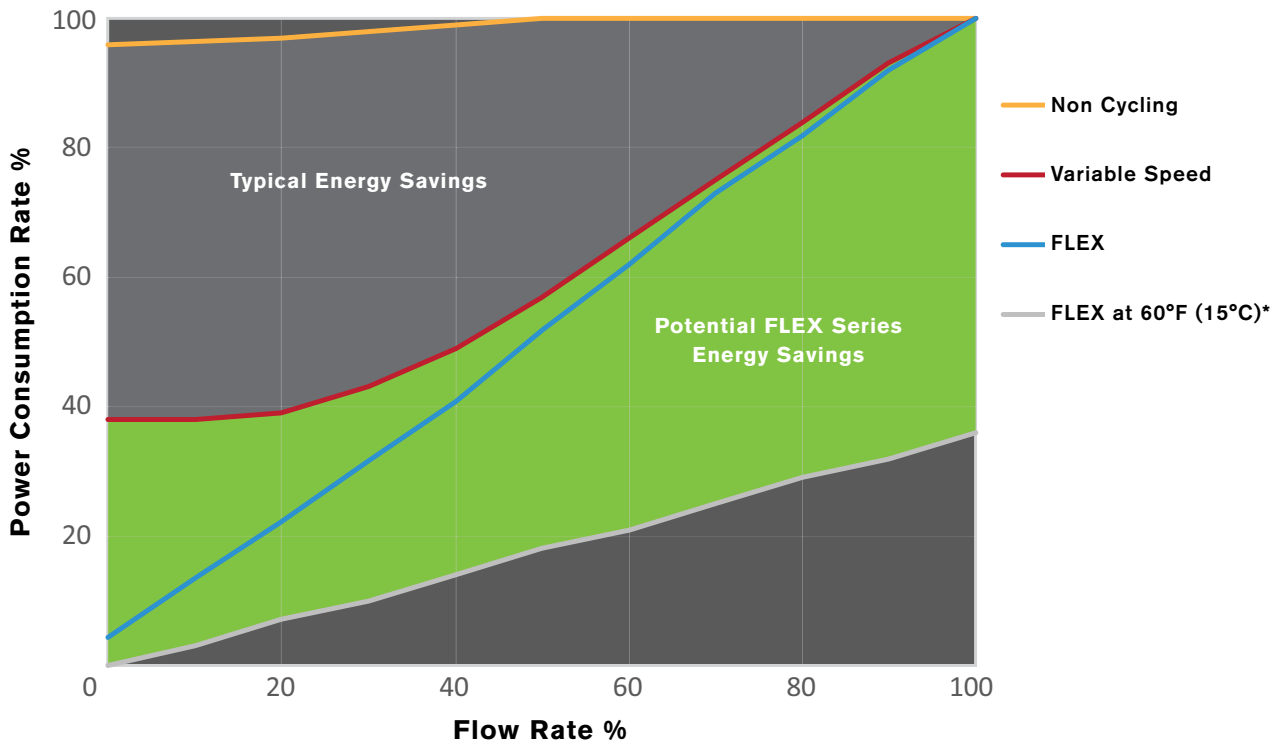
Compressed air load profiles in most manufacturing facilities fluctuate. The FLEX Series provides cost-effective energy savings by matching electrical power consumed in direct proportion to air demand. Linear load matching is achieved from 0% up to 100% demand.

Non-cycling dryers operate with the refrigeration compressor running continuously, regardless of inlet load conditions. Minimal energy savings are realized from 100% down to 0% inlet air load.

## LINEAR ENERGY SAVINGS

FLEX Series dryers automatically cycle (on /off) the refrigeration compressor in response to inlet load conditions. As the inlet air load is reduced, the power requirement to dry the air is matched in proportion to the demand. For example, at 60% inlet air load, a non-cycling dryer consumes 96% of the full load power consumption, a 4% energy savings. By comparison, at 60% inlet air load, the FLEX Series consumes only 60 % of the full load power, a 40% energy savings.

## ENERGY SAVINGS COMPARISON



Dryers are rated in accordance to ISO 7183 standard rating conditions A2. (38°C / 100°F ambient)

\* FLEX Series also shown at an ambient temperature of 60°F (15°C)

Note: The power consumption data set forth above for non cycling dryers and variable speed dryers was obtained from an article titled "Cycling Refrigerated Dryers – Are Savings Significant?" published in Compressed Air Best Practices in November 2011. The power consumption data set forth above for the FLEX dryer is based on laboratory testing performed on a FLX 1.2 model dryer. We expect that power consumption data between non cycling, variable speed and the FLEX dryer would be consistent regardless of the size of the dryer.

# Better by Design

## FLEX SERIES 75 TO 2000 SCFM

The FLEX Series is the ideal solution to reliably and economically dry compressed air. The innovative technology does not require a recirculating pump and associated piping. This results in a simpler, more energy efficient design.

### ① Stainless steel brazed plate 4-in-1 heat exchanger (patent pending), with phase change material reservoir

- The PCM thermal reservoir operates at a precise temperature to deliver a stable pressure dew point.
- Smooth, non-fouling stainless steel surfaces promote low resistance to flow, optimizing air system efficiency

### ② No-air-loss, demand drain efficiently removes condensate without loss of compressed air

- Condensate drain lines terminate at discharge connections conveniently located on the side of the dryer
- Failure to discharge alarm on the operator interface enhances system reliability

### ③ High efficiency, up-flow aluminum air-cooled condenser

- Pulls ambient air through the condenser and releases out the top of the dryer condenser
- Provides cooler condensing air and greater efficiency

### ④ Reliable, semi-hermetic refrigerant compressors

- Environmentally friendly, globally accepted refrigerants
- Rugged design, for long-term operation

### ⑤ Moisture Separator

### ⑥ Controller with LCD display provides ease of monitoring and operating status



Energy saving (%), dryer operating time, refrigeration compressor operating time, active fault message dew point status, and

- USB connection port to download operating data and upgrade firmware
- Remote monitoring capability - RS485 communications port

# International Air Quality Class Standards

## ISO 8573-1 AIR QUALITY STANDARD

**ISO 8573-1**, the international standard for compressed air quality, defines the amount of contamination permissible in compressed air.

The ISO standard identifies three primary forms of contamination in compressed air systems – solid particles, water and oil. Contaminants are classified and assigned a quality class, ranging from Class 0, the highest purity level, to Class 6, the most relaxed.

As an extra measure of protection, Hankison will provide additional coverage beyond the standard 2-year warranty. Purchase a dryer with Filtration Package and the annual purchase of a maintenance kit and receive 3 years additional protection, parts and labor, a total of 5 years. All major components are covered.



FLEX Series refrigerated air dryers offer the perfect balance between technology and simplicity to dry compressed air systems to ISO 8573-1 Air Quality Class 4-5 pressure dew points.



### OPTION PRE-FILTRATION

Removes solid and oil contaminants from the air stream before entering the dryer.

#### ISO Air Quality Class:

- Solids – Class 2
- Remaining Oil – Class 4
- Removes solids 1.0 micron and larger
- Remaining oil content 2.0. mg/m<sup>3</sup>

### OPTION AFTER-FILTRATION

Provides high efficiency oil removal protecting downstream equipment.

#### ISO Air Quality Class:

- Solids – Class 1
- Remaining Oil – Class 1
- Removes 99.999+% of solids  $\geq$  0.01 micron
- Remaining oil content  $<$  0.01 mg/m<sup>3</sup>



# Our Performance Commitment to You


## Third Party Performance Certification

SPX FLOW is a member of the Compressed Air and Gas Institute (CAGI), a non-profit organization that develops and publishes standards serving the compressed air industry.

CAGI members may participate in an independently controlled Performance Verification Program for refrigerated air dryers in the flow range of 50 scfm to 1000 scfm. Certification through a third party laboratory provides end-users an industry accepted basis for comparison of refrigerated air dryer performance and selection.

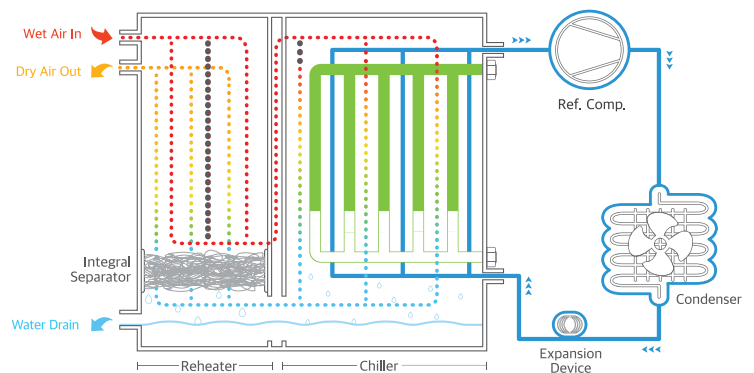
Standardized performance data sheets are posted on the Hankison website.

Please visit [www.spxflow.com/hankison](http://www.spxflow.com/hankison) to view this information.



## How It Works

1. The FLEX Series utilizes a phase change (PCM) heat transfer medium between the refrigeration and compressed air circuits that serves as a reservoir for thermal storage.
2. The thermal reservoir is comprised of a patent pending heat exchanger filled with a phase change material that efficiently transfers heat energy through a "change of state".
  - Phase Change: changing from liquid to solid back to liquid in a continuous cycle.
3. The refrigeration circuit operates to cool down the PCM until it forms into a solid at which time the refrigeration system cycles off.
4. As the compressed air enters the PCM to air section of the heat exchanger, the PCM media absorbs heat from the airstream and begins to melt the PCM media at a constant temperature.
5. When most of the PCM media has turned to liquid the refrigeration system cycles on to again cool down the PCM media turning it back into a solid.
6. This cycle repeats as required to meet the corresponding compressed air load on the FLEX dryer.



# Product Specifications

DRYER MODEL	INLET FLOW		PRESSURE DROP PSI	VOLTAGES	INLET/OUTLET CONNECTIONS IN	OPERATING POWER KW	DIMENSIONS						APPROX WEIGHT	
	SCFM	NM <sup>3</sup> /H					H		W		D		LB	KG
							IN	MM	IN	MM	IN	MM		
<b>FLX 1.1</b>	75	127	2.9	115/1/60	NPT 1"	0.54	30	751	14	363	24	603	120	54.5
<b>FLX 1.2</b>	100	170	3.0	115/1/60	NPT 1"	0.62	28	711	14	363	31	781	147	66.5
<b>FLX 1.5-1</b>	150	255	3.6	115/1/60	NPT 2"	1.04	30	761	18	443	36	901	203	92
<b>FLX 2.1-4</b>	200	340	2.2	460/3/60	NPT 2"	1.26	30	761	18	443	38	961	244	111
<b>FLX 3.1</b>	300	509	3.6	460/3/60	NPT 2"	1.99	36	911	19	493	44	1111	324	147
<b>FLX 4.5</b>	450	765	3.0	460/3/60	NPT 2"	3.23	41	1032	20	494	49	1253	366	166
<b>FLX 5.5</b>	550	935	3.0	460/3/60	NPT 2"	3.42	41	1032	20	494	49	1253	396	180
<b>FLX 8.1</b>	800	1300	3.7	460/3/60	FLG 3"	4.30	59	1488	32	800	59	1494	1056	479
<b>FLX 10.1</b>	1000	1700	5.0	460/3/60	FLG 3"	5.84	59	1488	34	850	62	1572	1211	549
<b>FLX 12.5</b>	1250	2150	4.6	460/3/60	FLG 4"	7.60	59	1488	39	1000	62	1572	1537	697
<b>FLX 15.1</b>	1500	2550	3.9	460/3/60	FLG 4"	9.00	59	1488	39	1000	62	1572	1766	801
<b>FLX 20.1</b>	2000	3400	3.1	460/3/60	FLG 4"	10.00	59	1488	39	1000	69	1742	2028	920

Performance data presented in accordance with ISO 7183 (Option A2) conditions: 100°F inlet temperature, 100°F ambient temperature and 100 psig conditions.

## Capacity Correction Factors

To adjust the dryer capacity for non-standard conditions, use the Capacity Correction Factors (multipliers) from Tables 1, 2 & 3.

**Table 1 - Inlet Air Pressure**

INLET AIR PRESSURE	75 PSIG 5.2 BAR	100 PSIG 6.9 BAR	120 PSIG 8.3 BAR	150 PSIG 10.3 BAR	225 PSIG 15.5 BAR
<b>Multiplier</b>	0.86	1.00	1.04	1.09	1.15

**Table 2 - Inlet Air Temperature**

INLET AIR TEMPERATURE	80°F/27°C	90°F/32°C	100°F/38°C	110°F/43°C	120°F/49°C
<b>Multiplier</b>	1.46	1.23	1.00	0.82	0.68

**Table 3 - Ambient Air Temperature**

AMBIENT AIR TEMPERATURE	80°F/27°C	90°F/32°C	100°F/38°C	110°F/43°C	120°F/49°C
<b>Multiplier</b>	1.12	1.06	1.00	0.83	0.68



## Global locations

### SPX FLOW USA

4647 SW 40th Avenue  
 Ocala, Florida 34474-5788 U.S.A.  
 P: (724) 745-1555  
 F: (724) 745-6040  
 E: [hankison.americas@spxflow.com](mailto:hankison.americas@spxflow.com)

### HANKISON RENTAL

#### NORTHEAST

100 Commerce Drive, Suite 40  
 Washington, PA 15301  
 P: (724) 225-1470  
 F: (724) 222-1317  
 E: [hankison.rental@spxflow.com](mailto:hankison.rental@spxflow.com)

### HANKISON RENTAL

#### SOUTHWEST

8002 Breen Drive  
 Houston, TX 77064 U.S.A.  
 P: (800) 379-3711  
 E: [hankison.rental@spxflow.com](mailto:hankison.rental@spxflow.com)

### SPX FLOW

#### SOUTH AMERICA

Rua Joao Daprat, 231 b  
 09600-010-SÃO Bernardo  
 Do Campo, SP  
 Brazil  
 T: +55 (11) 2166-4050  
 F: +55 (11) 2166-4070

### SPX FLOW

#### GERMANY

Konrad-Zuse-Str. 25  
 D-47445 Moers Germany  
 T: (+49) 2841-8190  
 F: (+49) 2841-87112  
 E: [info@spxdehydration.de](mailto:info@spxdehydration.de)

### SPX FLOW

#### INDIA

SPX India PVT, LTD  
 Manufacturing G-72/73  
 Riico Industrial Area  
 Mansarovar, RAJASTHAN  
 Jaipur 302 020  
 India  
 T: (+91) 141-2396759  
 F:(+91) 141-2395048

### SPX FLOW

#### ASIA PACIFIC

5th Floor, Park Center,  
 No.1568 Huashan Road,  
 Shanghai China  
 T: +86 (021) 2208-5840  
 F: +86 (021) 2208-5866

### SPX FLOW

#### KOREA

#87, Jangansandan 9-ro,  
 Jangan-eup, Gijang-gun,  
 Busan, Rep. of Korea  
 T: +82 (51) 728-5360  
 F: +82 (51) 728-5359

### SPX FLOW

4647 SW 40th Avenue  
 Ocala, Florida 34474-5788 U.S.A.  
 P: (724) 745-1555  
 F: (724) 745-6040  
 E: [hankison.americas@spxflow.com](mailto:hankison.americas@spxflow.com)  
[www.spxflow.com/hankison](http://www.spxflow.com/hankison)

SPX FLOW, Inc. reserves the right to incorporate our latest design and material changes without notice or obligation.

Design features, materials of construction and dimensional data, as described in this bulletin, are provided for your information only and should not be relied upon unless confirmed in writing. Please contact your local sales representative for product availability in your region. For more information visit [www.spxflow.com](http://www.spxflow.com).

The green "S" and "X" are trademarks of SPX FLOW, Inc.