
VPVision Mobile

The professional's choice for industrial audits





VPVISION MOBILE

- > Complete energy monitoring for audits
- > Easy to use
- > Powerful, industrial quality hardware for use in an industrial environment
- > Plug-and-play, with pre-wired cable connectors
- > Seamless integration with VPIstruments products and generic Modbus devices

Rugged equipment for easy plant system audits

VPVision is the proven energy monitoring system for plant utilities. VPPVision Mobile gives you all the options from VPPVision, but in a sturdy explorer case. Making it withstand the most challenging industrial conditions. It enables you to offer your customers a complete audit of plant utilities. But you can also show them the benefits of permanent monitoring.

You can use VPPVision Mobile for on-site data logging, with remote access, thanks to built-in cellular connectivity. This gives you the option to check the system remotely, saving you time and money.

The software offers all known functions of VPPVision. In addition, it also gives you the option to record data once per second for a detailed analysis. In this way you can provide your customers with factual system and performance data. Detailing their current usage of compressed air and other utilities and potential energy savings.

Data is stored locally on your VPPVision Mobile. This ensures maximum privacy and security without compromises. Local data storage is also of utmost importance when working in remote areas with poor cellular coverage.

Highlights

- > On-site data logging, combined with cellular connectivity for remote access
- > Industrial quality hardware in sturdy Explorer Case
- > Plug-and-play cable connections
- > 8 analog (4..20 mA) inputs for third party analog sensors, all fully protected
- > Once a second logging mode enables high resolution analysis
- > Seamless integration with VPIInstruments products and generic Modbus devices
- > Continuous over the air updates

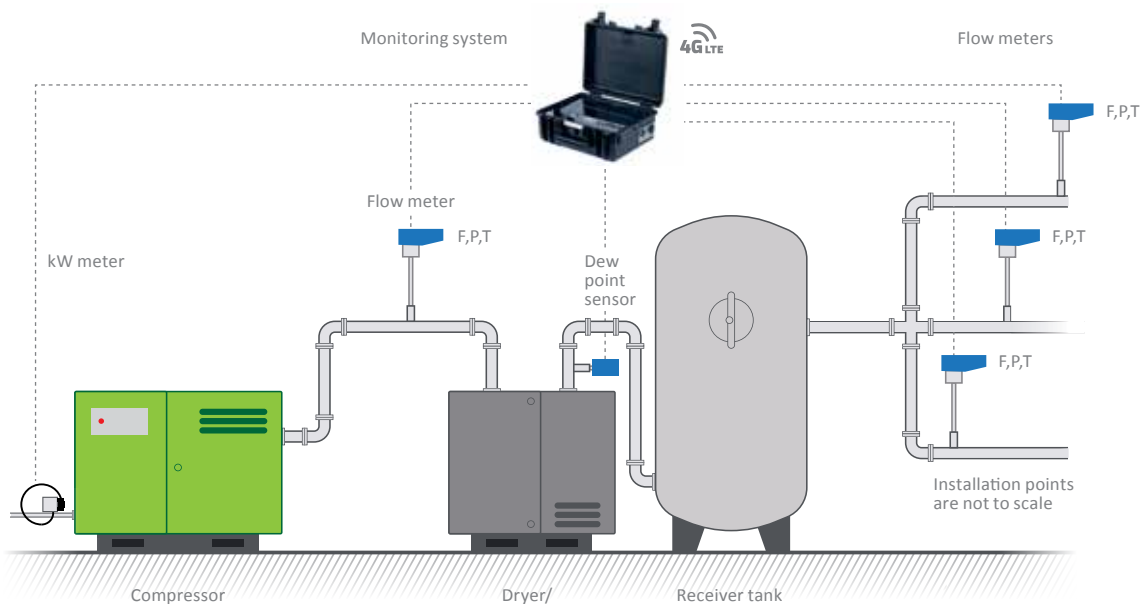
Applications

- > Supply & demand audits for compressed air, nitrogen, oxygen, CO₂, helium, argon, and other technical gases
- > Leak detection
- > Vacuum/blower audits
- > General energy management audits (electricity, steam, natural gas)
- > Control system analysis
- > Troubleshooting production equipment
- > Compressor room performance measurements
- > Quality control



Monitoring for audits

By monitoring plant utilities like compressed air, industrial gases, dew point, and energy, you can provide your customers with factual system and performance data. You can pinpoint areas to save energy and money, and opportunities to improve their production number and its quality. VPVision Mobile enables you to offer your customers a complete audit of their plant system. While also showing them the benefits of permanent monitoring, like continuous energy savings and optimizations.

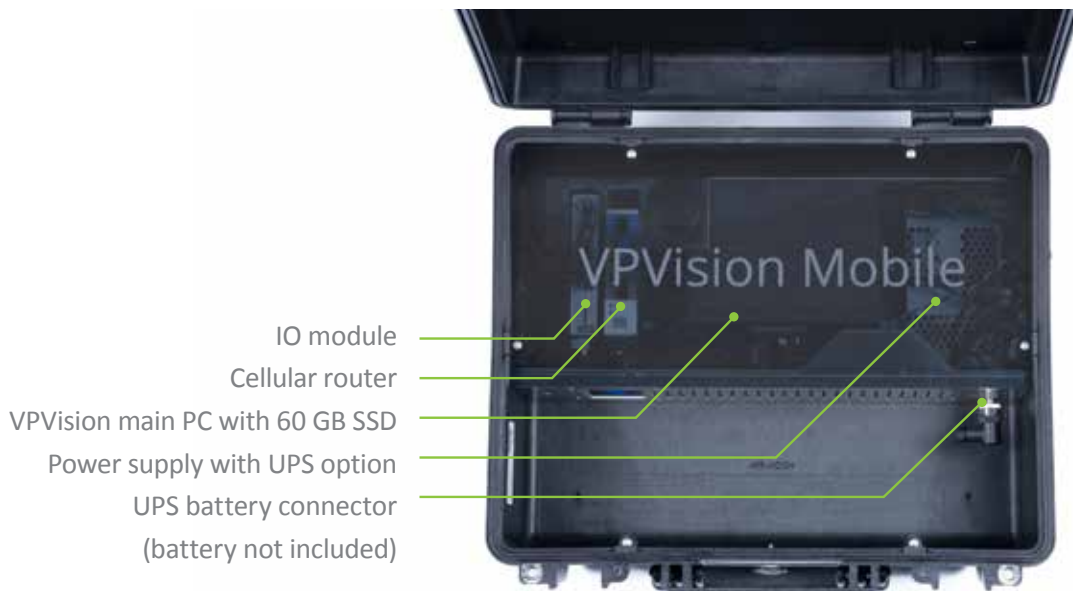


Built robust, based on years of field experience

We have made no compromises on the hardware. VPVision Mobile is powerful and designed for industrial use. It contains a heavy-duty power supply with UPS functionality, making sure you do not lose any data during short power interruptions.

For extra security you can add a battery backup. All sensor inputs are protected and isolated. The ISO 27001 certified cellular modem meets strict cybersecurity standards, making sure your information is safe.

This is all combined in a sturdy explorer case, with room for your accessories and cables. The translucent panel inside shows underlying modules, so status LEDs are clearly visible. The hardware is upgradeable and repairable, making VPVision Mobile futureproof.



“The ability to verify our audits from remote has saved us a lot of time, and gave us additional insights.”



"Thanks to the rugged design, our technicians can take this equipment to the harshest sites with confidence."

The input panels

On the sides of VPVision Mobile are input connectors for easy access. Analog inputs are individually protected to prevent short circuits due to wrong wiring. When mated, the M12 connections meet IP65. Status LEDs for each channel give you an instant overview of the connection status. Companion 1m/3.2ft. and 10m/32.8ft. cables and Modbus T-splitters provide an easy plug-and-play setup.

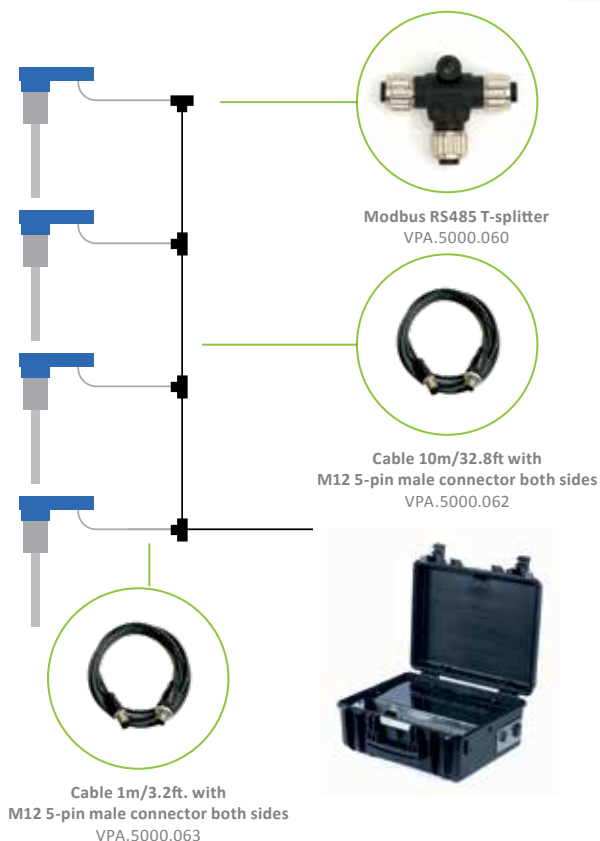


Your data, in the output of your choice

VPVision Mobile provides options to view the collected data. It can show KPIs, graphs, reports, etc. for quick and easy analysis. You can also dive into the raw data for a complete and more detailed analysis. All connected sensors can be exported in one CSV file, so you no longer have to spend time combining big log files. The data can be stored up to once per second, making it as detailed as you need. It is timestamped in Coordinated Universal Time (UTC), so it is not affected by time zones or daylight savings. But you can display and export the data in your local time.

Quick and easy installation

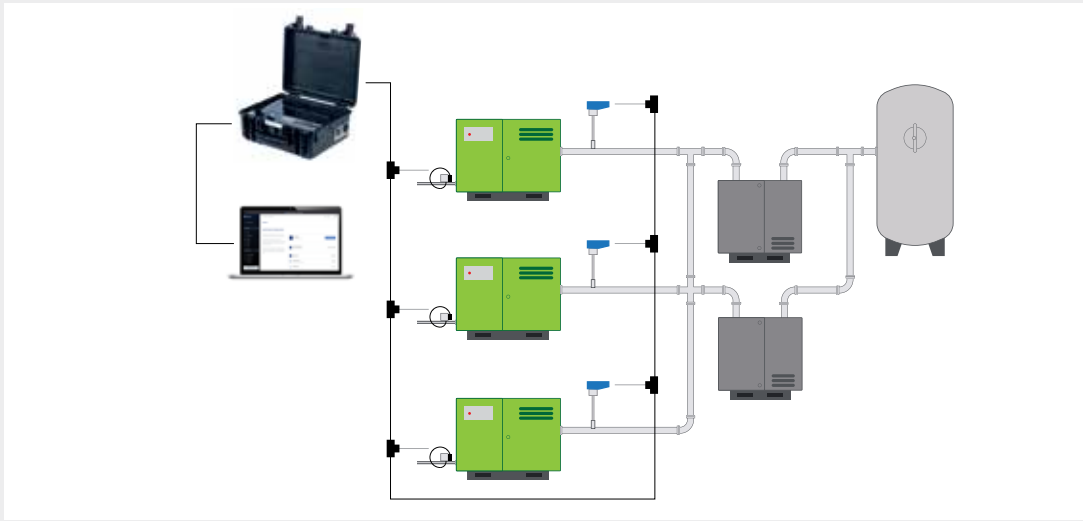
You can easily setup your VPPVision Mobile with various plug-and-play sensors and accessories for any type of audit. The 8 channel analog input module can be used for generic sensors, sensors. Via Modbus you can add additional VPFlowScopes, power and dew point sensors. The modular design allows you to expand or downsize the setup for each audit, so you have everything you need, even for the most demanding audits.



RS485 connection: using single, easy one-click cables

Making a RS485 (Modbus RTU) daisy chain was never this easy! Connecting your devices to the VPPVision Mobile is done in just a matter of minutes. A complete package solution is available including cables. By using the Modbus T-splitters, and associated cables, setting up a Modbus RTU daisy chain is now child's play. Use the 1m/3.2ft. cable for the best connection between the Modbus T-splitter and your device.

Connection examples



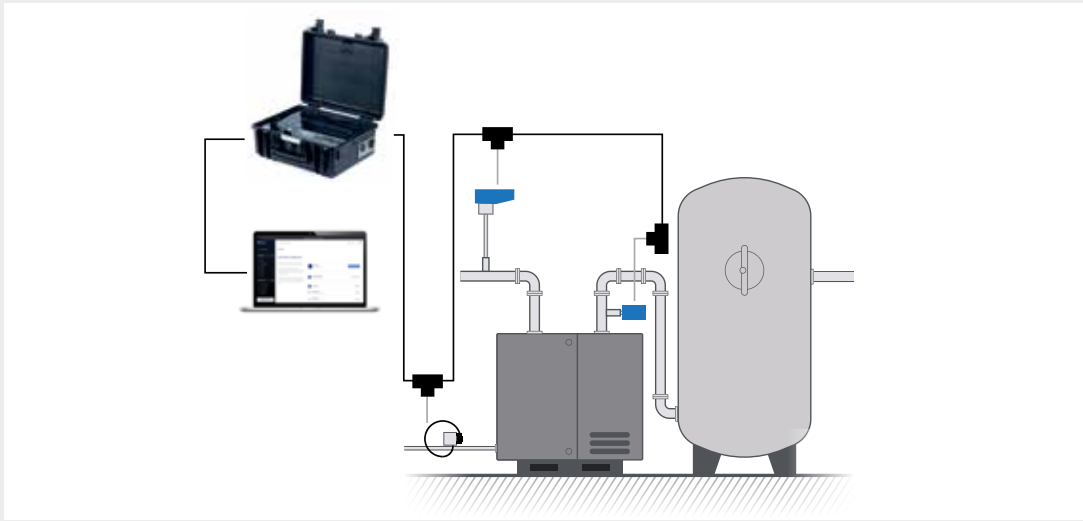
Compressor efficiency

Easy plug-and-play installation with the Modbus T-splitters and 1m/3.2ft. and 10m/32.8ft. cables. Combine this with a VPFlowScope DP and VPLog-i-R to measure the efficiency of a compressor.



Leakage management

Leakage management has never been this easy. Combining a power meter with VPFlowScopes M on the demand side using the Modbus T-splitters, 1m/3.2ft and 10m/32.8ft. cables.



Quality management

Measuring the dew point is key in preventing costly production losses from dew point related issues. Use the VP Dew Point Sensor and a VPFlowScope DP. Combine with the plug-and-play 1m/3.2ft. and 10m/32.8ft. cables and with the Modbus T-splitters, for easy connection.

VPVision and energy monitoring applications

VPVision

VPVision is the complete real time energy monitoring solution for all utilities within your company. Get real-time data on your usage and see the patterns on your supply and demand side. Take factual and well-founded decisions on your costs and investments. Reveal the consumption of all utilities, including compressed air, technical gases, steam, vacuum, natural gas, electricity, waste water, heating fuels etc.

VPVision helps you to prevent unexpected outages. Receive early warnings about high temperature, deteriorated dew point, pressure drop, etc.

VPVision enables you to view data on any platform; from PC to smartphone. It will help your organization raise the energy awareness among your staff. It will be your guiding hand to target energy savings for individuals, teams or at company-wide level. And it will prevent unnecessary production losses.



Specifications

VPVISION SOFTWARE

Data storage	60 GB SSD
Time resolution	1 second (audit mode)
Data retention	Configurable
Number of channels	40

RS485 INPUT

Connector	1 x M12, 5 pin
Protocol	Modbus RTU, fully configurable via software

ANALOG INPUTS

Connector	8 x M12, 5 pin
Resolution	16 bit
Protection level	Thermal fuses + reverse polarity protection

CONNECTIVITY - NETWORKING

Ethernet (wired)	Neutrik Ethercon
Protocols	Modbus TCP, HTTP(S)
Cellular	Built-in 4G / LTE antenna
SIM Card	1GB / month card included. For additional data, consider purchasing another card from a local cellular provider.

ELECTRICAL - MAINS

Mains power supply	110-250 VAC
Mains connector	Powercon, detachable
Mains cable	2 m 6 ft cable included*

MECHANICAL & GENERAL

Size	474 x 415 x 214 mm 18 x 16.3 x 8.42 inch
Weight	8.6 kg 19 pounds
Ambient temperature max	40 deg °C 104 °F Open suitcase lid in warm environments, keep suitcase in shade
Ambient temperature min	-10 deg °C 14 °F
Certification	CE

* type connector varies per region

Auditor subscription





VPVision Mobile consist of a combination of hardware and software. The software is a subscribed annual license, paid in advance per year. The periods can be renewed with 1, 3 or 5 years. The price is locked in for the duration of your subscription.

The cloud enabled access point allows you to access your VPVision mobile from any location. Your system is continually kept up to date with the latest features and improvements, thanks to the over the air updates. It meets the latest ISO regulations with regards to information and cloud security. And when you need some help from VPInstruments, we can access it to help you out.







We know by experience that there is no “one size fits all” format for doing audits. That is why we choose to give you enough channels to record a combination of sensor inputs. The VPVision auditor subscription is set up for 40 measurement channels.

Order codes

VPVision Mobile

DESCRIPTION	ORDER CODE
 <p>VPVision Mobile in Explorer Case VPVision with 8 analog input connectors and 1 RS485 (Modbus RTU) connector (for a daisy chain of max. 8 sensors) in Explorer Case for audits. 1 second log intervals.</p>	VPV.6100.H10
 <p>VPVision auditor subscription VPVision subscription for up to 40 measurement channels. The software is a subscribed annual license, paid in advance per year. The periods can be renewed with 1, 3 or 5 years. The price is locked in for the duration of your subscription.</p>	VPV.6100.S12
 <p>VPVision Mobile: Amp and demand side kit Includes VPVision Mobile with 1 year VPVision auditor subscription, 1 pc VPFlowScope M with display, 3 pcs RS485 wide range Amp meter, RS485 dew point sensor -70..+60°C, 5 pcs RS485 network cable set.</p>	VPV.6100.KT1
 <p>VPVision Mobile: Amp and supply side kit Includes VPVision Mobile with 1 year VPVision auditor subscription, 1pc VPFlowScope DP with display, 3 pcs RS485 wide range Amp meter, 4 pcs RS485 network cable set.</p>	VPV.6100.KT2

Accessories

DESCRIPTION	ORDER CODE
<p>RS485 network cable set Add one per RS485 sensor. For creating a multidrop RS485 network of sensors. Consist of 1mtr/3ft and 10mtr/33ft cable with M12 male on both ends and T-splitter.</p>	VPA.5000.160
 <p>Cable 10m/32.8ft. with M12 5-pin male connector both sides For easy connection between VPVision Mobile and a T-splitter or between T-splitters.</p>	VPA.5000.062
<p>Cable 1m/3.2ft. with M12 5-pin male connector both sides For easy connection between a T-splitter and a sensor.</p>	VPA.5000.063
 <p>5-pin M12 MALE connector (connector with screw terminal) Without cable. (No IP/NEMA rating). Used for flow meter connection or to female connector of extension cable.</p>	VPA.5000.000
 <p>Modbus RS485 T-splitter M12 5-pin 3x female connector. To create the daisy chain between your Modbus RS485 sensors or extend your 10m cable.</p>	VPA.5000.060
 <p>Modbus RS485 bus termination connector Add one per daisy chain. To be connected to the termination of the T-Splitter.</p>	VPA.5000.061
 <p>VP Dew Point Sensor kit (-70..+60 °C -94..140 °F) + M12 Includes VP Dew Point Sensor BSP (VPA.8000.1018), 10m/33ft cable with M12 connector for Modbus connection, sample block, bleeding valve and accessories. Includes Calibration certificate.</p>	VPA.8100.1019
 <p>VPLog-i-R AC current sensor 1600A-rms + M12 Output: Modbus RS485.</p>	VPA.8100.21K6
<p>VPLog-i AC current sensor 800A-rms + M12 800 Amp Amperage meter with 5 meter cable with M12 connector, 4..20 mA output.</p>	VPA.8100.2800
<p>VPLog-i AC current sensor 400A-rms + M12 400 Amp Amperage meter with 5 meter cable with M12 connector, 4..20 mA output.</p>	VPA.8100.2400
<p>VPLog-i AC current sensor 100A-rms + M12 100 Amp Amperage meter with 5 meter cable with M12 connector, 4..20 mA output.</p>	VPA.8100.2100
<p>VPLog-i AC current sensor 200A-rms + M12 200 Amp Amperage meter with 5 meter cable with M12 connector, 4..20 mA output.</p>	VPA.8100.2200
<p>VPLog-i AC current sensor 1500A-rms + M12 1500 Amp Amperage meter with 5 meter cable with M12 connector, 4..20 mA output.</p>	VPA.8100.21K5

* For other complimentary sensors, please check our website or contact your Account Manager.



energy insights trusted by professionals™

Corporate Headquarters

VPInstruments

Buitenwatersloot 335
2614 GS Delft
The Netherlands
T +31 (0)15 213 15 80
info@vpinstruments.com
www.vpinstruments.com

USA Marketing & Sales office

T +1 614 729 81 35
sales@vpinstruments.com

UK Marketing & Sales office

T +44 (0)3333 661100
sales@vpinstrumentsuk.co.uk

China Marketing & Sales office

T +86 1872 122 5235
saleschina@vpinstruments.com



Please contact your local distributor for the various options and possibilities or
contact us at www.vpinstruments.com

Order today!

