

D Series

Compressed Air Dryers



- UP TO 300 SCFM
- POINT OF USE DRYERS
- SUPPLEMENT TO A CENTRAL SYSTEM
- ZERO AIR LOSS

LIFE EXPECTANCY
25
YEARS

SUPER-DRY
10
YEAR WARRANTY

Applications

- | Sand Blasting | Paint Spraying | Dust Collectors | Foam Spray |
- | Air Welders | Plasma Cutting | Air Tools | Packing Equipment |

D Series

How It Works



Super-Dry Compressed Air Dryers contains two highly efficient polypropylene coalescer elements at inlet & outlet ports to absorb oil and all solid air particles. Also included, one desiccant bag specifically designed to absorb water vapors and humidity from your compressed air system.

Housings for Flows up to 300 SCFM

- » Heavy duty aluminum casting for high durability and corrosion resistance
- » Powder coated exterior for added durability
- » Special V-band stainless steel clamps permit easy removal of covers for cartridge replacement
- » Optimized air flow through housing minimizes pressure drop
- » Wall mounting brackets included
- » 3 stages in one unit: separation, filtration and drying

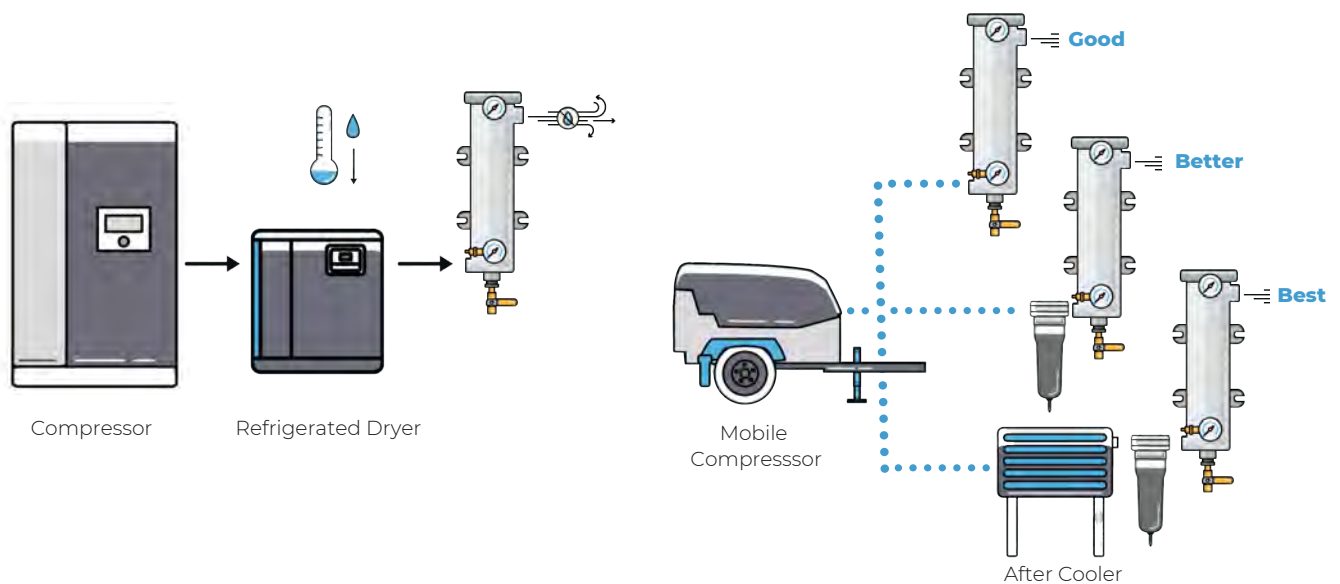
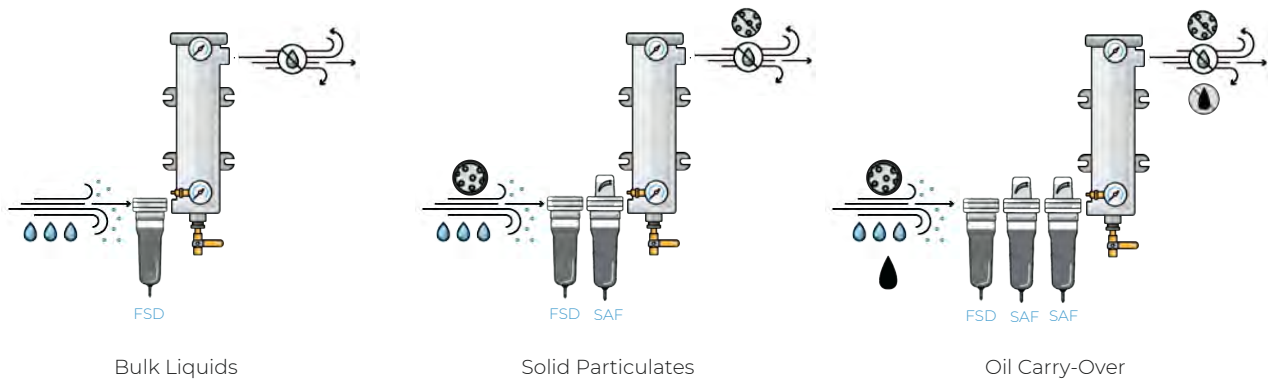
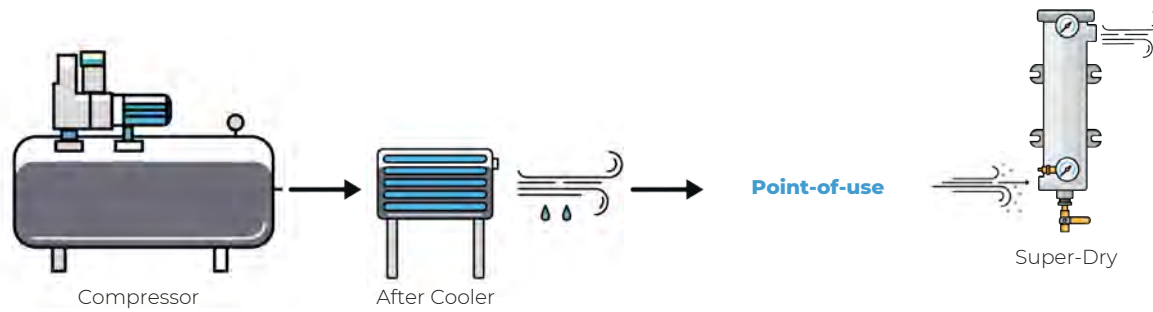
Enhanced Performance

- » Easy replaceable self-contained desiccant cartridges
- » High efficiency polypropylene coalescent elements
- » Optimum filter efficiency even at low air flows
- » 10 year warranty
- » Life expectancy: 25 years
- » Pressure dew point: - 40° F*
- » Max. working pressure: 150 PSIG

*The Super-Dry D Series is a non-regenerative point-of-use air dryer. It will not provide a stable dew point for continuous operations. It is not a replacement for a twin tower air dryer.

D Series

Typical Configurations





1 Temperature and Moisture Indicator

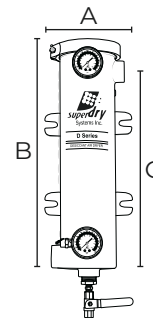
- » Indicates optimum cartridge replacement based on % relative humidity

2 Automatic Timer Drain

- » Efficient drainage of condensate
- » Extends the cartridge life of the dryer

3 Water Separator

- » Pre-Filtration of D series Air Dryer



Specifications and ordering information:

Housing	Air flow 100 psig scfm	Inlet/ Outlet NPT in	Dimensions (in)			Replacement kit	Weight (lbs)
			A	B	C		
D-1	70	1	6	19	17 ½	ED-1	20
D-2	150	1 ½	9	20	18	ED-2	40
D-3	200	2	9	33	30	ED-3	75
D-4	300	3	11	33	29 ½	ED-4	100
D4-CRN	300	3	12	35	29 ½	ED-4 -CRN	125

Maximum inlet temperature: 100°F (38°F) Maximum inlet pressure: 150 psig

FSD Series

Water Separators



- UP TO 515 SCFM
- HEAVY DUTY HOUSING FOR HIGH DURABILITY
- ZERO AIR LOSS FLOAT DRAIN INCLUDED
- EXCELLENT LIQUID REMOVAL EFFICIENCIES AT ALL FLOW CONDITIONS



AUTO DRAIN OPTION



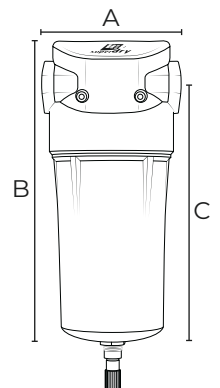
DEFLECTOR

Description

Super-Dry Water Separators have been designed for the efficient removal of bulk liquid contamination from compressed air.

Specifications and ordering information:

Housing	Air flow 100 psig scfm	Inlet/ Outlet NPT in	Dimensions (in)			Weight (lbs)
			A	B	C	
FSD- 45-W	45	½	3.75	8	6.75	2
FSD- 85-W	100	¾	3.75	10.5	9.5	2.2
FSD- 185-W	180	1	5	12	10.25	5
FSD- 375-W	370	1 ½	5	15	13.5	6
FSD- 515-W	515	2	6.75	20	18	14.5



Maximum inlet temperature: 176°F (80°F) Maximum inlet pressure: 232 psig