

13-14 HP | 18.4 cfm Electric Start Engine Driven Air Compressor


18.4 cfm @ 175 psi
24.3 cfm @ 90 psi

Features

- Easy use pump oil drain
- Easy view oil sight glass
- Electric start drive engine
- Engine idle control for fuel savings
- Engine has recharging system
- Fork slot width mounting feet for more stable base and more maneuverability
- Inline pump for smooth operation
- Low rpm pump for lower operating temperature
- Operating pressures available up to 190 psi
- OSHA compliant belt guard
- Oversized pump flywheel for better pump cooling
- Pilot valve for continuous operation
- Solid cast iron pump
- Stainless steel flexible 1200° F rated air line
- Swedish steel reed valves
- Vibration isolation mount included
- 2-stage compressor pump
- 2-piece tank design for more mounting options of compressor system
- 30 Gallon ASME/CRN Air Receiver

Options

- Battery mounted and wired
- Belt guard after cooler
- Remote starting system (Kohler Only)



A. Electric start drive engine with recharge capabilities for a battery

B. Stainless steel flexible air line rated for over 1200°F provide more cooling and a longer life span for the package

C. Pneumatic Throttle Control

D. 2 piece tank design for more mounting options and vibration reduction pads

E. Wide solid weld mounting feet for easier mounting, stability, and longer life span.

Model	HP	Tank	Drive Engine	Length	Width	Height	Weight	CFM @ 90PSI	CFM@175PSI
CI13GEH30	13	30 Gallon	Honda GX390	42	22	42	395lbs	24.3	18.4
CI14GEK30	14	30 Gallon	Kohler CH440	42	22	42	395lbs	24.3	18.4

No Start Up Kit Required ■ Optional 5-year Pump Warranty Available

Industrial Gold

Quality Air Compressors at a Great Price.

industrialgold.com ■ 1-800-531-9656 ■ Fax 972-352-6364

© Industrial Gold 2-2019



18 HP Gas Engine Air Compressor


35 cfm @ 175 psi

Features



- Access to compressor valves without compressor head removal
- Alternator on drive engine
- ASME tested powder coated steel tank
- Bearings on both ends of the crank shaft
- Centrifugal unloader
- Critical controls protected by compressor base plate
- Disk and spring valves
- Drive engine on left side for safety
- Fully enclosed belt guard
- Full saddle mounting feet instead of pegged mounting feet
- Heavy-duty air filter
- Heavy-duty two-stage solid cast iron pump
- Industrial-duty engine
- Needle bearings, and inserts on rods
- Pilot valve continuous operation
- Swedish steel valves
- Torrington needle bearings
- 2-grove B width drive pulley

Platinum Model Features

- Automatic tank drain
- Belt guard aftercooler
- On-board battery mounted and wired (No truck wiring needed)
- Tank discharge ball valve
- Vibration pads
- Freight pre-paid in the 48 states & southern Canada



Air cooled after cooler Elite unit



Model	HP	Mount	Tank	Drive Engine	Length	Width	Height
CI18GEK30	18	Tank mount	30 Gallon Horizontal	Kohler	48	26	48
BMC118GEK30	18	Base mount	30 Gallon Horizontal	Kohler	48	26	48
CI18GHEH30	18	Tank mount	30 Gallon Horizontal	Honda	48	26	48
BMC118GHEH30	18	Base mount	30 Gallon Horizontal	Honda	48	26	48

Add -P after part number to make Platinum Model *Unit does not come standard with a fuel tank

No Start Up Kit Required ■ Optional 5-year Pump Warranty Available

Industrial Gold

Quality Air Compressors at a Great Price.

industrialgold.com ■ 1-800-531-9656 ■ Fax 972-352-6364

