



STANDARD FEATURES

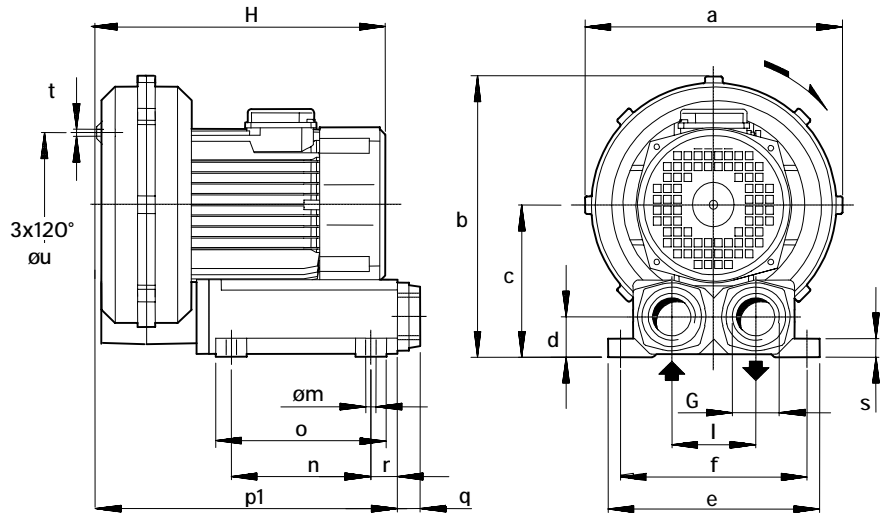
- Low weight cast aluminum construction.
- Quiet operation with integral inlet and outlet muffling.
- Recognized TEFC - cURus motor.
- High efficiency / low noise impeller design.
- No lubrication / maintenance required.
- Allowed ambient: +5 °F to +104 °F.
- Mountable in any plane.

OPTIONS

- Remote drive models (belt or coupling).
- Special voltages.
- Surface treatment or plating.
- Gas tight sealing.
- Special designs available.

ACCESSORIES

- Inlet and/or inline filters.
- Additional inlet/outlet silencers.
- Relief valves.
- Flow converting devices.
- Optionals connectors



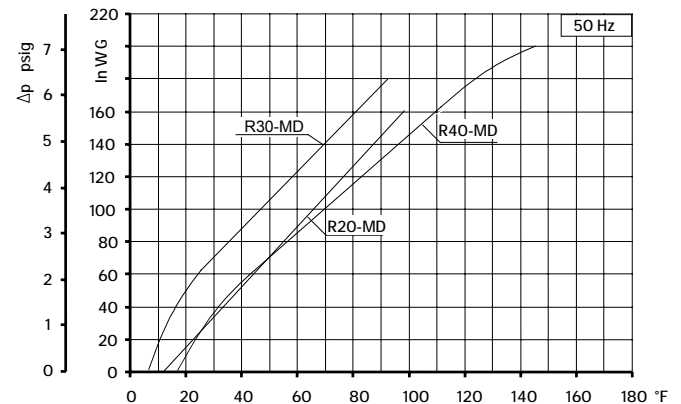
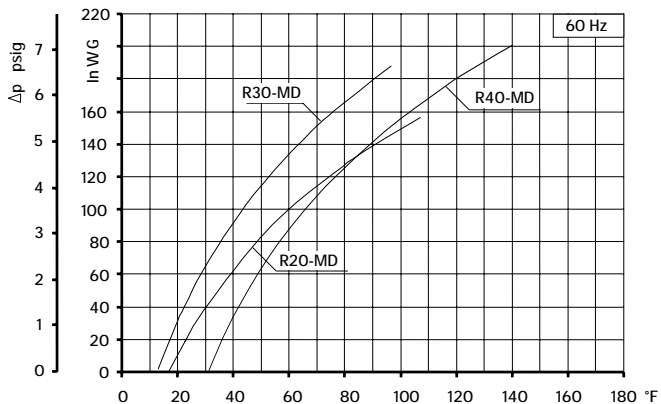
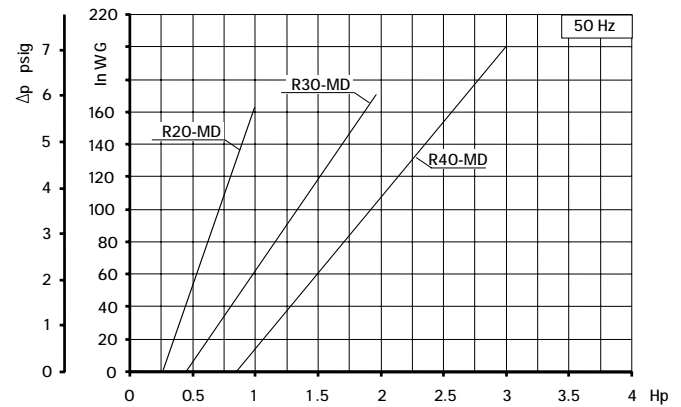
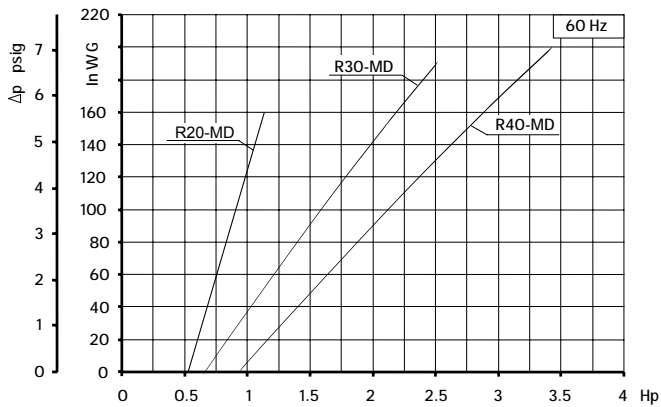
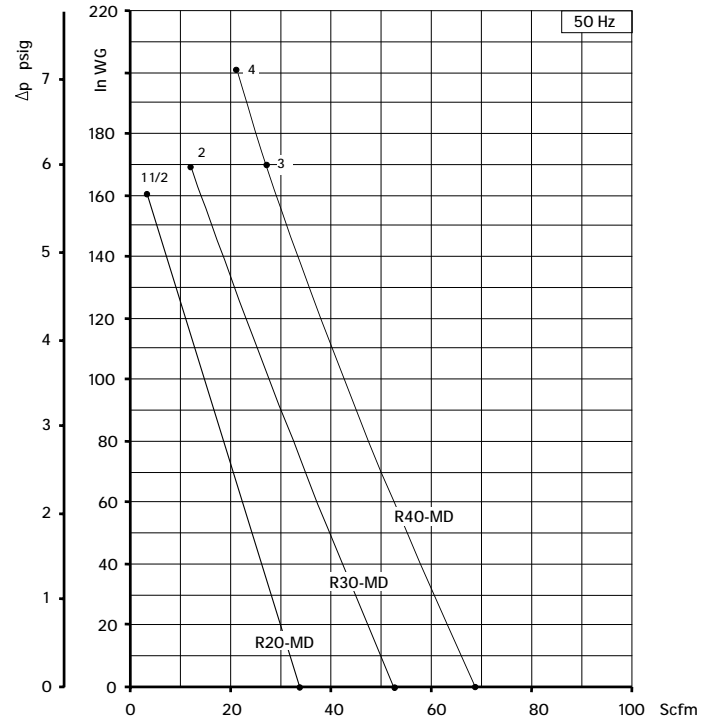
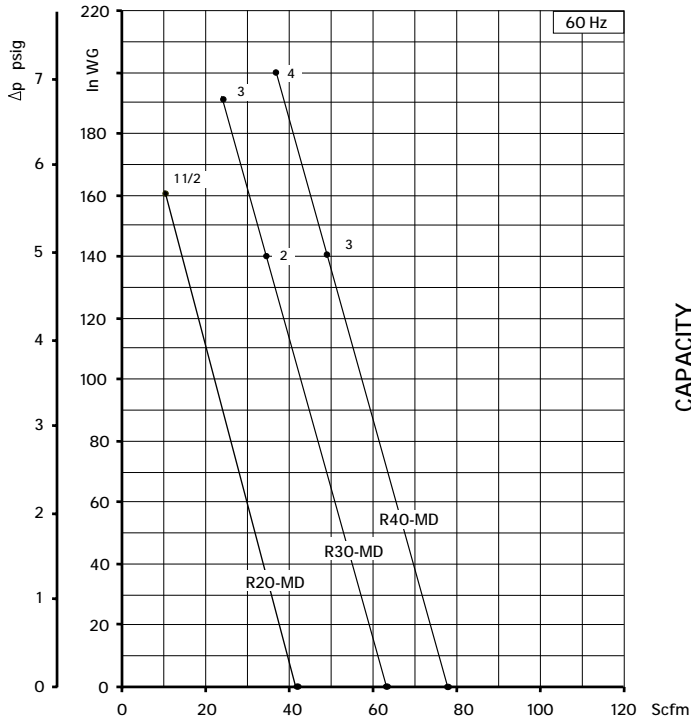
Dimensions in inches.
Dimension for reference only.

Model	a	b	c	d	e	f	G	l	m	n	o	p1	q	r	s	t	u
R20-MD	11.14	12.17	6.57	1.85	9.25	8.27	1" ¼ NPT	3.54	0.39	5.91	7.87	13.58	0.71	1.77	0.87	M6	5.91
R30-MD	12.56	13.62	7.36	1.85	9.25	8.27	1" ¼ NPT	3.54	0.39	5.91	7.87	13.94	0.71	1.77	0.87	M6	7.09
R40-MD	13.78	14.65	7.76	1.85	9.25	8.27	1" ¼ NPT	3.54	0.39	5.91	7.87	14.33	0.71	1.77	0.87	M8	8.86

Model	Maximum flow Scfm		Installed power Hp		Maximum differential pressure Δp (In WG)		Noise level Lp dB (A) ⁽¹⁾		Overall dimensions H	Weight
	60 Hz	50 Hz	60 Hz	50 Hz	60 Hz	50 Hz	60 Hz	50 Hz		
	3500 rpm	2900 rpm	3500 rpm	2900 rpm	3500 rpm	2900 rpm	3500 rpm	2900 rpm	Inches	Lbs
R20-MD	41	35	1 ½	1 ½	161	161	68.5	66.5	13.39	48.5
R30-MD	65	54	2	2	140	170	72.2	69.2	15.58	57.3
			3	-	191	-	72.8	69.7	15.55	66.1
R40-MD	78	69	3	3	141	170	72.8	70.8	16.22	77.2
			4	4	201	201	73.3	71.3	17.09	88.2

(1) Noise measured at 1 m distance with inlet and outlet ports piped, in accordance to ISO 3744.

- For proper use, the blower should be equipped with inlet filter and relief valve; other accessories available on request.
- Ambient temperature from +5° to +104°F.
- Specifications subject to change without notice.



Curves refer to air at 68°F temperature and 29.92 In Hg atmospheric pressure (abs) measured at inlet port.
 Values for flow, power consumption and temperature rise: +/-10% tolerance.
 Data subject to change without notice.